

ILLUMINATION
STATION JOHN 8:12

VBS 2026

* MIRROR BALL *

MUSIC

3s—KINDERGARTEN

Music Rotation Leader Guide
with DVD

TABLE OF CONTENTS

WELCOME	2
TAKE A LOOK	3
AT A GLANCE	4
DAY 1	
JESUS IS GOD’S PROMISED SON	6
DAY 2	
JESUS IS GOD’S PERFECT SON	8
DAY 3	
JESUS IS THE POWERFUL SON OF GOD ..	10
DAY 4	
JESUS IS THE PROVEN SON OF GOD	12
DAY 5	
JESUS IS GOD’S PLAN FOR FORGIVENESS	14
MORE MIRROR BALL FUN	16
MUSIC MOTIONS	17

EDITORIAL TEAM KIDS MINISTRY PUBLISHING

Shelly Harris *Publishing Team Leader*
Sara Lansford *Content Editor*
Rachel Woodruff, Mattie Washington
Production Editors
Gordon Brown *Graphic Designer*
Jeremy Carroll *Publishing Manager,*
VBS, Hyfi, and Kids Discipleship
Chuck Peters *Director, Lifeway NextGen*
Jennie Ross *Writer*

Send questions or comments to:
VBS Publishing Team Leader by email to
vbs@lifeway.com
or by mail to:
VBS Publishing Team Leader
3s–Kindergarten Music Rotation Guide
200 Powell Place, Suite 100
Brentwood, TN 37027-7707
or make comments on the web at lifeway.com.

Printed in the United States of America
© 2025 Lifeway Press®

No part of this work may be reproduced or transmitted in any form or by any means, electronic or mechanical, including photocopying and recording, or by any information storage or retrieval system, except as may be expressly permitted in writing by the publisher. Requests for permission should be addressed in writing to:

Lifeway Press
200 Powell Place, Suite 100
Brentwood, TN 37027-7707

Item: 005853485
ISBN: 9798384537502

We believe that the Bible has God for its author; salvation for its end; and truth, without any mixture of error, for its matter; and that all Scripture is totally true and trustworthy.

To review Lifeway’s doctrinal guideline, please visit lifeway.com/doctrinalguideline.

Unless otherwise indicated, all Scripture quotations are taken from the Christian Standard Bible®, Copyright © 2017 by Holman Bible Publishers. Used by permission. Christian Standard Bible® and CSB® are federally registered trademarks of Holman Bible Publishers.

Illumination Station™ and any other trademarks, service marks, logos, and graphics used herein are the trademarks or registered trademarks or service marks of Lifeway. Other trademarks, service marks, graphics, and logos used in connection with this product may be the trademarks of their respective owners. You are granted no right or license with respect to any of the trademarks or service marks mentioned above or any use of such trademarks or service marks except as specifically stated within this product.

WELCOME

Culture claims to know about Jesus, but many people are in the dark about who He really is. Some might see Jesus as just a person from history or a good man or a good teacher—but He is more than that! This summer, VBS will shine a light on the truth of who Jesus really is.

Meet us at Illumination Station™ for the brightest week of the year. Focus on Jesus at Spotlight Bible Study and bask in the colorful glow of sunlight streaming in at Suncatcher Recreation. Twirl in the glittering refracted light of Mirror Ball Music and pass through strands of twinkling lights on the way to Kaleidoscope Crafts. Turn it all the way up for Neon Snacks and bring it all the way down for Glow-in-the-dark Missions. Kids will explore all the ways light brightens, illuminates, reflects, and reveals while discovering that Jesus is the light who brings hope to a dark world! Like the disciples, kids will be challenged to answer Jesus' question, "Who do you say that I am?" They will discover it's not a matter of opinion. Jesus is who Scripture says He is—the perfect, proven, and powerful Son of God.

Light up your summer at Illumination Station and shine a light on Jesus!

DEVELOP YOUR SKILLS!

- **On the DVD included in this booklet, you'll find instruction videos of the motions for all seven songs.** Watch these videos in preparation for leading preschoolers and then teach these easy motions to the kids. The lyrics and motions for this year's theme song, "Illumination Station," are the same for both preschoolers and school-aged kids. The motions are simple enough that, even though they might be behind a beat or two, your preschoolers will enjoy singing and moving right alongside the older kids.
- The preschool music rotation songs can also be found on the *VBS 2026 Music for Preschoolers CD* included in this rotation pack.

ACCESS YOUR REDEMPTION FILES ONLINE

For access to Lead Sheets, Bible Story Pictures, Worship Rally for Preschoolers, and other teaching helps, use the following instructions:

- Go to my.lifeway.com/redeem and register or log in.
- Enter this unique code to download all printable items: **XDHFRQ4GKTMT**
- Follow the directions to download your resources on any compatible device.

This code can be redeemed one time.

For customer support, please call 866.627.8553.

You can find the video resources on the DVD in this guide and the audio resources on the *VBS 2026 Music for Preschoolers CD* in the Rotation Pack. These resources are also available for purchase and download at lifeway.com.

MAKE YOUR VBS GLOW!

- **Study the Bible story, Bible verse, and the Point for each day.** Use this information as you communicate Bible truths to kids.
- **Adjust teaching plans to meet the needs of your children.** Be mindful of kids with special needs, those who have just turned three, and older kindergartners who are six or seven years of age.

WATCH THE DVD, LISTEN TO THE CD, AND LEARN THE SONGS AND MOTIONS.

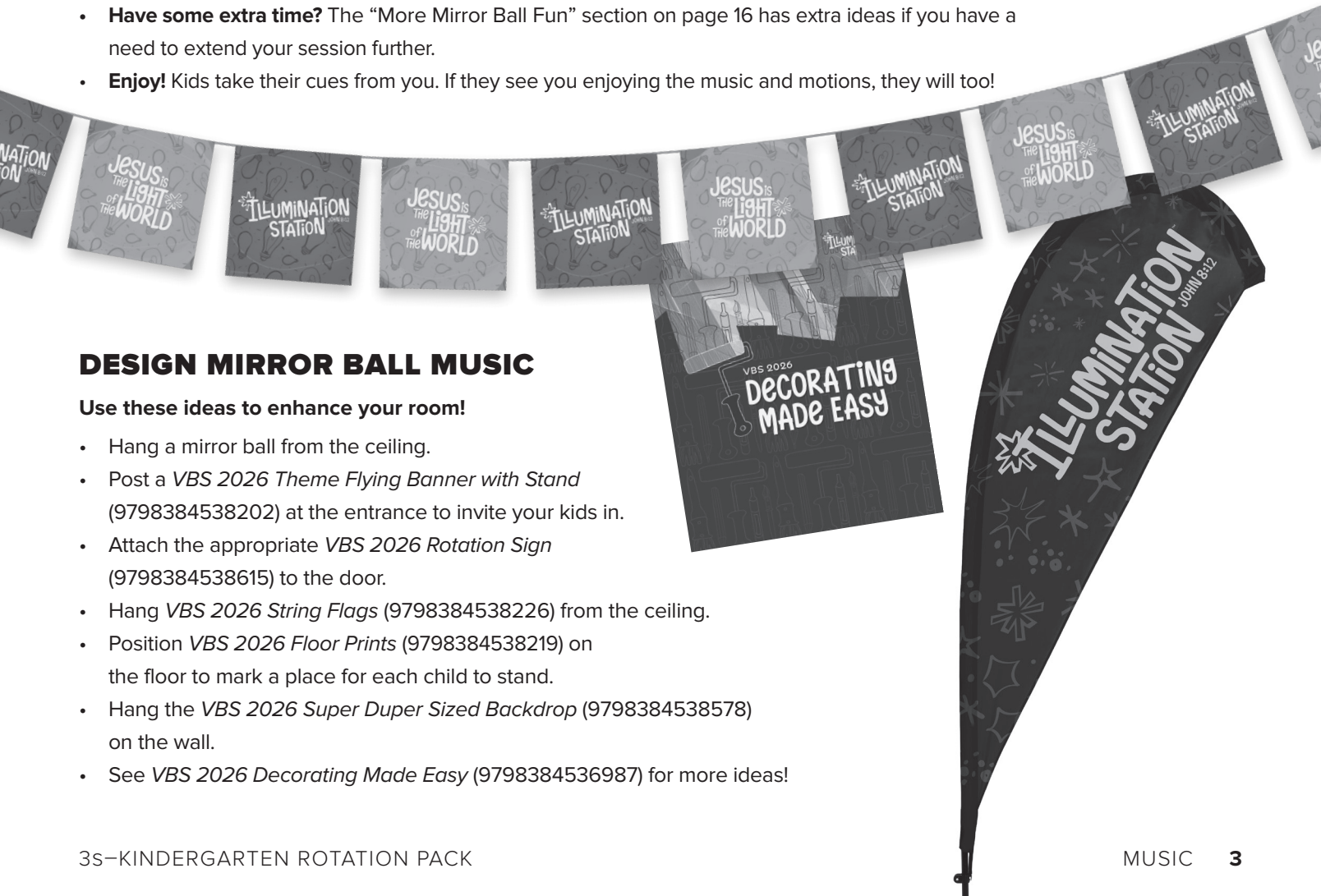
- **Print items from the Redemption Files online.** You may want to copy the items onto heavyweight paper and laminate them.
- **Locate needed supplies.** What can be found at church? What needs to be borrowed or purchased?
- **Develop a system for organizing supplies.** Consider labeling a container for each day and placing collected supplies in the appropriate containers.
- **Arrange the room each day for the activities you have prepared.** Think about the flow of kids in and out of the area. Remove distractions and unnecessary furniture to allow plenty of space to move.
- **Pray** for the children attending VBS and their families.

TAKE A LOOK

TOOLS FOR SUCCESS

PREPARE WELL IN ADVANCE! Familiarize yourself with the preschool VBS songs and motions. The songs and motions are simple, keeping preschoolers in mind. Try to teach from memory, so you can connect better with the kids.

- **Explore your Mirror Ball Music area.** Remove or push aside any furniture that would obstruct movement. Determine the best layout based on the space, size, and needs of your kids.
- **Keep decorations to a minimum.** A few decoration ideas are listed below, but remember that too many decorations can overwhelm preschoolers. Instead, let kids be excited about their experience with the music!
- **Set up safe boundaries.** Preschoolers thrive when they have clear boundaries and know your expectations. Arrange *VBS 2026 Floor Prints* (9798384538219) or tape marks on the floor in a circle so that each child will have his own defined space and plenty of room to move.
- **Explain an activity before handing out resources.** Because preschoolers can focus best on one thing at a time, explain any activity before handing out props. Otherwise, kids might be tempted to play while the leader is talking!
- **Use the curriculum to help plan your session.** Know which songs you plan to use and where to find them. This will prevent any downtime between songs, which could lead to behavior issues.
- **Have some extra time?** The “More Mirror Ball Fun” section on page 16 has extra ideas if you have a need to extend your session further.
- **Enjoy!** Kids take their cues from you. If they see you enjoying the music and motions, they will too!



DESIGN MIRROR BALL MUSIC

Use these ideas to enhance your room!

- Hang a mirror ball from the ceiling.
- Post a *VBS 2026 Theme Flying Banner with Stand* (9798384538202) at the entrance to invite your kids in.
- Attach the appropriate *VBS 2026 Rotation Sign* (9798384538615) to the door.
- Hang *VBS 2026 String Flags* (9798384538226) from the ceiling.
- Position *VBS 2026 Floor Prints* (9798384538219) on the floor to mark a place for each child to stand.
- Hang the *VBS 2026 Super Duper Sized Backdrop* (9798384538578) on the wall.
- See *VBS 2026 Decorating Made Easy* (9798384536987) for more ideas!

Jesus said,
“I am the light
of the World!”

JOHN 8:12
(paraphrase)

JESUS IS GOD'S PROMISED SON

JESUS ASKED WHO PEOPLE THOUGHT HE WAS

Matthew 16:13-20

Jesus asked His disciples (helpers) a question.

“Who do people say I am?”

Jesus asked.

The disciples told Jesus that people had different ideas about who Jesus was.

Jesus asked His disciples, “But who do you say that I am?”

Peter, one of the disciples, answered, “You are God’s Son.”

Jesus said Peter could only know this because God had helped Peter know. Jesus said that Peter would tell people about Jesus.

TODAY'S POINT

Jesus is God’s promised Son.

TODAY'S SONGS

- “Illumination Station”
- “Shine the Light”
- “Who Is Jesus?”
- “Light of the World”

JESUS IS GOD'S PERFECT SON

THE BAPTISM OF JESUS

Matthew 3:13-17; Mark 1:1-11; John 1:29-34

John the Baptist was baptizing people who had chosen to follow God.

Jesus went to see John the Baptist at the Jordan River. Jesus told John that He wanted to be baptized, but John didn’t think he should baptize Jesus. John was confused. He baptized people who disobeyed God, but Jesus never disobeyed God!

Jesus said, “Let Me be baptized. God says this is right.” So John baptized Jesus.

When Jesus came up out of the water, God’s voice came from heaven. “This is My Son,” the voice said. “I love Him, and I am very pleased with Him!”

TODAY'S POINT

Jesus is God’s perfect Son.

TODAY'S SONGS

- “Light of the World”
- “Bright In Me”
- “I Can Be Like Jesus”
- “Shine the Light”

DAY 3

JESUS IS THE POWERFUL SON OF GOD

JESUS PERFORMED MIRACLES

Matthew 15:29-39

Jesus went up a mountain. A lot of people came to see Him, including sick people. Since Jesus is God's Son, He could make the people well—and He did!

Jesus felt bad for the people. They had been there for three days, and they didn't have anything to eat. Jesus didn't want to send them away hungry.

Jesus asked the disciples how many loaves of bread they had. The disciples told Jesus they only had 7 loaves of bread and a few small fish.

Jesus took the bread and the fish. Jesus thanked God for them and broke them into pieces. The disciples gave the food to the people. Even though Jesus started with very little food, there was enough for everyone to eat. There were 7 large baskets of leftovers! Jesus fed 4,000 men plus women and children that day.

TODAY'S POINT

Jesus is the powerful Son of God.

TODAY'S SONGS

- "I Can Be Like Jesus"
- "Things No One Else Can Do"
- "Who Is Jesus?"
- "Bright In Me"

DAY 4

JESUS IS THE PROVEN SON OF GOD

JESUS DIED AND ROSE TO LIFE

Mark 14:43–16:7

Jesus did many things that showed He is the powerful Son of God—things no one else could do. Some people did not like Jesus because of the things He was doing and teaching. They did not believe that Jesus was God's Son, so they wanted to stop Him.

Jesus was arrested, put on trial, and nailed to a cross. When Jesus died, a Roman army officer who had been watching Jesus said, "This man really was God's Son!"

After Jesus died, His body was placed in a tomb. Three days later, some women went to the tomb. When they got there, they saw that the stone had been rolled away. They went in but did not find Jesus' body. Instead, there was a man dressed in a white robe who said, "Don't be afraid. Jesus is not here. He is alive!"

TODAY'S POINT

Jesus is alive!

TODAY'S SONGS

- "I Can Be Like Jesus"
- "Light of the World"
- "Things No One Else Can Do"
- "Who Is Jesus?"

DAY 5

JESUS IS GOD'S PLAN FOR FORGIVENESS

PETER PREACHED ABOUT JESUS

Acts 2

Followers of Jesus were all together in one place for a celebration. While they were there, God helped them speak in many different languages so they could tell people about Jesus.

Peter and the other disciples stood up in front of the crowd. Peter reminded the people that they saw Jesus do things no one else could do. These things proved that Jesus is God's Son. But just as God knew would happen, some people did not like Jesus and killed Him. Peter reminded the people that Jesus came back to life.

As the people listened to Peter, they were sad. They knew they had disobeyed God (sinned). The people were sorry they had disobeyed God. They wanted to do what God wanted them to do. That day, about 3,000 people decided to become followers of Jesus!

TODAY'S POINT

Jesus is God's plan for forgiveness.

TODAY'S SONGS

- "Illumination Station"
- "Things No One Else Can Do"
- "Bright In Me"
- "Shine the Light"

DAY 1 JESUS IS GOD'S PROMISED SON



BIBLE STORY

JESUS ASKED WHO PEOPLE THOUGHT HE WAS

Matthew 16:13-20

Jesus asked His disciples (helpers) a question.

“Who do people say I am?” Jesus asked.

The disciples told Jesus that people had different ideas about who Jesus was.

Jesus asked His disciples, “But who do you say that I am?”

Peter, one of the disciples, answered, “You are God’s Son.”

Jesus said Peter could only know this because God had helped Peter know. Jesus said that Peter would tell people about Jesus.

BIBLE VERSE

Jesus said,
“I am the light of
the world.”

John 8:12
(paraphrase)

TODAY'S POINT

Jesus is God’s promised Son.

GATHER AND PREPARE

- Bible
- VBS 2026 Music for Preschoolers* (from pack)
- Shatterproof, handheld mirror for every 5–6 preschoolers
- Redemption Files*
 - “Bible Verse Poster”
 - “Bible Story Picture 1”
 - Cue the music to “Illumination Station”

**For access to the Redemption Files, see page 2.*

WELCOME (ILLUMINATION STATION)

- Play “Illumination Station” as preschoolers arrive. Guide the children to dance or do any choreography moves they remember if they attended Worship Rally.
- After the song, help the children take a seat in circles of 5–6 in the teaching area.

SHINE THE LIGHT

- Welcome the preschoolers to Mirror Ball Music! Ask the children if they have ever looked in a mirror.
- Say: “What do we see when we look in a mirror?” (*We see ourselves.*)
- Explain that they are going to play a game. When kids hear the music, they will pass the mirror around the circle. When the music pauses, whoever is holding the mirror will look into it and make a funny face. She will pass the mirror when the music restarts.
- Distribute a mirror to each group. Play the music for “Shine the Light,” pausing every 8–10 seconds. Make sure every preschooler has a chance to hold the mirror and make a funny face.
- Collect the mirrors at the end of the song.

SPOTLIGHT (WHO IS JESUS?)

- Ask the kids why mirrors are helpful. (*They help us see what we look like.*)
- Explain that God gave us the Bible so that we can see what Jesus is like.
- Say: “In today’s Bible story, Jesus asked His friends, the disciples, who people said He was. One of Jesus’ disciples, Peter, knew that Jesus is God’s promised Son.
- Show “Bible Story Picture 1” and guide the children to repeat after you: “Jesus is God’s promised Son!”
- Demonstrate the motions for “Who Is Jesus?”
- Play “Who Is Jesus?” while the preschoolers mirror your motions.

LIGHT OF THE WORLD

- Open the Bible to John 8:12. Remind the preschoolers that the Bible is God’s words written for us.
- Point to the “Bible Verse Poster” and challenge the children to memorize this verse by the end of the week. Encourage them that it will be easy because they will sing a song about it.
- Show the preschoolers the motions to “Light of the World.”
- Play “Light of the World” while the children mirror your motions.

FINISH

- Congratulate the preschoolers on a great first day at Mirror Ball Music.
- Pray, thanking God for sending Jesus and asking Him to help kids learn His truth this week at VBS.
- As the children line up to leave, do a call and response with them. You say: “Jesus is ... ” They say: “God’s promised Son.”
- As they exit the room, tell them you look forward to seeing them the next day.


EXTEND THE SESSION**Mirror Pairs**

- Help each child find a partner and face each other. Designate one child as the leader and the other as the mirror.
- Play “Illumination Station” and direct the “mirror” to follow whatever motions the leader does. Halfway through the song, guide the children to switch roles.

LEADER TIP

Song motions can be found starting on page 17.

DAY 2 JESUS IS GOD'S PERFECT SON



BIBLE STORY

THE BAPTISM OF JESUS

Matthew 3:13-17; Mark 1:1-11; John 1:29-34

John the Baptist was baptizing people who had chosen to follow God.

Jesus went to see John the Baptist at the Jordan River. Jesus told John that He wanted to be baptized, but John didn't think he should baptize Jesus. John was confused. He baptized people who disobeyed God, but Jesus never disobeyed God!

Jesus said, "Let Me be baptized. God says this is right." So John baptized Jesus.

When Jesus came up out of the water, God's voice came from heaven. "This is My Son," the voice said. "I love Him, and I am very pleased with Him!"

TODAY'S POINT

Jesus is God's perfect Son.

GATHER AND PREPARE

- Bible
- VBS 2026 Music for Preschoolers* (from pack)
- Mirror Ball hung from the ceiling
- Enough flashlights for each adult leader in the room
- Optional: Preschool musical instruments for "Extend the Session"
- Redemption Files*
 - "Bible Verse Poster"
 - "Bible Story Picture 2"
 - Cue the music to "Light of the World."

***For access to Redemption Files, see page 2.**

BIBLE VERSE

Jesus said,
"I am the light of
the world."

John 8:12
(paraphrase)

WELCOME (LIGHT OF THE WORLD)

- Play “Light of the World” with the lights dimmed as kids enter Mirror Ball Music.
- Encourage the children to dance around the room while the adults shine flashlights as spotlights on them.
- Return the lights to normal settings and play the song again, leading kids to remember the motions from Day 1.

BRIGHT IN ME

- Welcome kids back to Mirror Ball Music.
- Dim the lights again, and with the help of adult leaders, demonstrate how light reflecting from a mirror ball sends light all over the room. When the mirror ball spins, the light can even look like water moving around the room.
- Encourage children to play a game of “water” freeze dance, while leaders continue to shine their flashlights on the moving mirror ball.
- Play “Bright In Me” while the children dance, pausing every 8–10 seconds. When the music pauses, children should freeze.

SPOTLIGHT (I CAN BE LIKE JESUS)

- Congratulate kids on their fun dancing and ask them to sit in the teaching area. Return the lights to the normal light setting.
- Say: “In today’s Bible story, Jesus went into the water to be baptized. When He came up out of the water, God spoke, telling everyone Jesus is God’s perfect Son.”
- Display “Bible Story Picture 2.” Help kids understand that God wants us to live like Jesus by being kind and helpful to people.
- Demonstrate the motions for “I Can Be Like Jesus.”
- Play “I Can Be Like Jesus” while the children mirror the motions.

SHINE THE LIGHT

- Open the Bible to John 8:12.
- Point to the “Bible Verse Poster” and remind the children of this week’s verse.
- Say: “Because Jesus is the Light of the world, we need to shine His light to other people, just like we shined the light on the mirror ball to spread it all over the room.”
- Demonstrate the motions for “Shine the Light.”
- Play “Shine the Light” while the children mirror the motions.


FINISH

- Lead the preschoolers in saying the Bible verse one more time. Then guide them to say Today’s Point: “Jesus is God’s perfect Son.”
- Remind the children that God wants us to live like Jesus.
- Select a volunteer to close in prayer, asking God to help us be more like Jesus.

EXTEND THE SESSION**Praising with Instruments**

- Gather a variety of preschool musical instruments such as triangles, cymbals, rhythm sticks, and so forth. Show the children how to play each one.
- Select and play a song that has already been introduced this week.
- Encourage the preschoolers to pick an instrument and play it to the beat.
- You may choose to lead the preschoolers to march in a circle while playing their instruments, or you may select a preschooler to lead the group in a line around the room.

DAY 3 JESUS IS THE POWERFUL SON OF GOD



BIBLE VERSE

Jesus said,
“I am the light of
the world.”

*John 8:12
(paraphrase)*

BIBLE STORY

JESUS PERFORMED MIRACLES

Matthew 15:29-39

Jesus went up a mountain. A lot of people came to see Him, including sick people. Since Jesus is God’s Son, He could make the people well—and He did!

Jesus felt bad for the people. They had been there for three days, and they didn’t have anything to eat. Jesus didn’t want to send them away hungry.

Jesus asked the disciples how many loaves of bread they had. The disciples told Jesus they only had 7 loaves of bread and a few small fish.

Jesus took the bread and the fish. Jesus thanked God for them and broke them into pieces. The disciples gave the food to the people. Even though Jesus started with very little food, there was enough for everyone to eat. There were 7 large baskets of leftovers! Jesus fed 4,000 men plus women and children that day.

TODAY’S POINT

Jesus is the powerful Son of God.

GATHER AND PREPARE

- Bible
- VBS 2026 Music for Preschoolers* (from pack)
- 2 thin poles or jump ropes
- Optional: Pieces of toy bread for “Extend the Session”
- Redemption Files*
 - “Bible Verse Poster”
 - “Bible Story Picture 3”
 - Cue the music to “I Can Be Like Jesus.”

***For access to the Redemption Files, see page 2.**

WELCOME (I CAN BE LIKE JESUS)

- Play “I Can Be Like Jesus” as kids arrive.
- Call out different ways to move: Jump on two feet, spin in a circle one time, touch your toes, reach up to the sky, jump backward, and so forth.
- When the song is done, welcome the preschoolers back to Mirror Ball Music.

SPOTLIGHT (THINGS NO ONE ELSE CAN DO)

- Hold up “Bible Story Picture 3.”
- Ask: “What miracles (things only God and Jesus can do) did Jesus do in today’s Bible story?” (*Jesus healed people and fed people.*)
- Say: “Imagine how you would feel if Jesus healed you. What if you couldn’t walk? Then one day you met Jesus and He healed you. What if you could walk and even jump around like our opening song? Wouldn’t that be amazing? Jesus showed He is the powerful Son of God through His miracles, the things He did that no one else can do.”
- Demonstrate the motions for “Things No One Else Can Do.”
- Play “Things No One Else Can Do” and lead the children to mirror the motions.

WHO IS JESUS?

- Lay the poles or ropes on the floor about 1 foot apart. Challenge the children to leap across them just as the healed people in today’s Bible story might have leaped for joy.
- Play “Who Is Jesus?” while the children take turns leaping.
- Begin with the poles or ropes close together but continually spread them apart as the music continues, making it more challenging to jump across.
- At the end of the song, review the motions for “Who Is Jesus?” Lead children through the song again as they mirror the motions.

BRIGHT IN ME

- Open the Bible to John 8:12.
- Show the “Bible Verse Poster” and read it with the children.
- Cover it up to see if they can say it without adult help. Congratulate them for how much they have already learned this week about Jesus.
- Say: “When we learn God’s Word, we can share it with other people and tell them about Jesus.”
- Review the motions for “Bright In Me.”
- Play “Bright In Me” while the children mirror the motions.


FINISH

- Lead the preschoolers to repeat Today’s Point after you: “Jesus is the powerful Son of God.”
- Ask for a volunteer to pray and thank Jesus for all His miracles.
- Call preschoolers to line up one by one and assign them a funny way to travel to their places in line. Select different ways to move that were used in the opening activity.

EXTEND THE SESSION**Pass the Bread**

- Seat the children in small circles, giving each group a piece of toy bread. Remind the children that when Jesus blessed the food, they passed out the bread and fish to all the people.
- Play “Hot Potato” with the bread.
- Play a song from the week, pausing every 10 seconds. Whoever is holding the bread when the song pauses must scoot out of the circle and becomes a “judge” for one round. He will help decide who is holding the bread when the music cuts off. When the next judge scoots out, the previous child rejoins the circle so no one is out for more than one 10-second round.

DAY 4 JESUS IS THE PROVEN SON OF GOD



BIBLE STORY

JESUS DIED AND ROSE TO LIFE

Mark 14:43–16:7

Jesus did many things that showed He is the powerful Son of God—things no one else could do. Some people did not like Jesus because of the things He was doing and teaching. They did not believe that Jesus was God’s Son, so they wanted to stop Him.

Jesus was arrested, put on trial, and nailed to a cross. When Jesus died, a Roman army officer who had been watching Jesus said, “This man really was God’s Son!”

After Jesus died, His body was placed in a tomb. Three days later, some women went to the tomb. When they got there, they saw that the stone had been rolled away. They went in but did not find Jesus’ body. Instead, there was a man dressed in a white robe who said, “Don’t be afraid. Jesus is not here. He is alive!”

BIBLE VERSE

Jesus said,
“I am the light of
the world.”

John 8:12
(paraphrase)

TODAY’S POINT

Jesus is alive!

GATHER AND PREPARE

- Bible
- VBS 2026 Music for Preschoolers* (from pack)
- 2 rhythm sticks per child (small dowel rods or unsharpened pencils could also be used)
- Redemption Files*
 - “Bible Verse Poster”
 - “Bible Story Picture 4”
- Cue the music to “I Can Be Like Jesus.”

***For access to the Redemption Files, see page 2.**

WELCOME (I CAN BE LIKE JESUS)

- Hand out two rhythm sticks to each child as preschoolers arrive.
- Play the song, “I Can Be Like Jesus” and demonstrate to the children how to tap the sticks together to the beat of the music.
- To make it more interesting, change how they tap the sticks: in front, above their head, down at their toes, to one side then the other, and so forth.
- Welcome them back to Mirror Ball Music when the song is done. Encourage them to take a seat and place their rhythm sticks in their laps.

SPOTLIGHT (LIGHT OF THE WORLD)

- Show “Bible Story Picture 4.” Ask the children what they remember from the Bible story.
- Encourage the children to pick up their rhythm sticks and hold them out front in the shape of a cross.
- Say: “Jesus loved us so much that He died on the cross for us. Three days later, He rose to life again to be our Savior!”
- Direct the children to raise their rhythm sticks above their heads and tap them together as they say: “Jesus is alive! Jesus is alive!”
- Collect the rhythm sticks and ask the children to stand up.
- Review the motions for “Light of the World.”
- Play “Light of the World” and lead the children to mirror the motions.

THINGS NO ONE ELSE CAN DO

- Say: “Yesterday we learned Jesus can do things no one else can do. Today we learned the most important one: He came back to life! He proved (showed people) that He is the Son of God.”
- Lead the children to repeat Today’s Point after you: “Jesus is the proven Son of God.”
- Review the motions for “Things No One Else Can Do.”
- Play “Things No One Else Can Do” while the children mirror the motions.

WHO IS JESUS?

- Open the Bible to John 8:12. Comment that the Bible verse for the week comes from the book of John.
- Point to the “Bible Verse Poster” and guide the children to repeat the verse after you.
- See if they can say it again without your help. Congratulate them on memorizing the verse this week.
- Play “Who Is Jesus?” and encourage preschoolers to remember the motions.

FINISH

- Congratulate the children on all they have learned this week. Remind them there is one more day left and you look forward to seeing them tomorrow in Mirror Ball Music.
- Pray and thank God for sending Jesus to be our Savior.
- As children line up, encourage them to clap their hands to the beat while saying: Jesus is alive!

EXTEND THE SESSION

The Rolling Stone

- Ask: “What did the women find when they got to the tomb on Sunday morning? (*The stone was rolled away.*)”
- Demonstrate to the children how to “roll” their fists in front of them to represent the rolling stone.
- Choose a song from earlier in the week to play and lead the children in a march around the room while “rolling” their hands to remember that God rolled the stone away and Jesus is alive!

DAY 5 JESUS IS GOD'S PLAN FOR FORGIVENESS



BIBLE VERSE

Jesus said,
“I am the light of
the world.”

*John 8:12
(paraphrase)*

BIBLE STORY

PETER PREACHED ABOUT JESUS

Acts 2

Followers of Jesus were all together in one place for a celebration. While they were there, God helped them speak in many different languages so they could tell people about Jesus.

Peter and the other disciples stood up in front of the crowd. Peter reminded the people that they saw Jesus do things no one else could do. These things proved that Jesus is God's Son. But just as God knew would happen, some people did not like Jesus and killed Him. Peter reminded the people that Jesus came back to life.

As the people listened to Peter, they were sad. They knew they had disobeyed God (sinned). The people were sorry they had disobeyed God. They wanted to do what God wanted them to do. That day, about 3,000 people decided to become followers of Jesus!

TODAY'S POINT

Jesus is God's plan for forgiveness.

GATHER AND PREPARE

- Bible
- VBS 2026 Glitter Beach Balls (9798384539810) or beach ball (1 per every 3–4 children)
- VBS 2026 Music for Preschoolers (from pack)
- Redemption Files*
 - “Bible Verse Poster”
 - “Bible Story Picture 5”
 - Cue the music to “Illumination Station.”

***For access to the Redemption Files, see page 2.**

WELCOME (ILLUMINATION STATION)

- As preschoolers arrive, encourage them to follow you in a game of follow-the-leader around the room while the music plays.
- Play “Illumination Station” and vary your motions every 10–15 seconds. You may choose another adult to swap places halfway through the song.

THINGS NO ONE ELSE CAN DO

- Welcome the children to their last day at Mirror Ball Music.
- Lead the children to spread out around the room in groups of 3–4.
- Hand each group a beach ball. Tell them that while the music plays, they are to work together to keep the ball in the air by tapping it. If it falls to the ground, they can pick it up and try again.
- Play “Things No One Else Can Do” and encourage the children to participate.
- Collect the beach balls when the song is over and guide the children to come back to the teaching area.

SPOTLIGHT (BRIGHT IN ME)

- Hold up “Bible Story Picture 5.”
- Say: “In today’s Bible story, Peter preached about Jesus. He wanted everyone to know that Jesus is God’s plan for forgiveness.”
- Explain that in the game they just played with the beach ball, if the children let it drop, they were not out. They got to pick it up and try again. That’s like forgiveness. If we mess up or do something wrong, Jesus forgives us and lets us try again.
- Say: “This is good news! We should want to tell everyone about Jesus and what He has done for us.”
- Review the motions to “Bright In Me.”
- Play “Bright In Me” while the children mirror your motions.

SHINE THE LIGHT

- Ask: “What has been your favorite part of VBS this week?” Allow each child to answer.
- Next, ask kids to tell something new they learned this week about Jesus.
- Say: “All these things we’ve learned this week help us shine the light of Jesus everywhere we go. Now we can share what we’ve learned with our friends and family.”
- Play “Shine the Light” and encourage the children to mirror your motions.

FINISH

- Thank kids for coming to Illumination Station this week and for being such good listeners in Mirror Ball Music.
- Open the Bible to John 8:12 and comment that the verse is in the New Testament.
- Call attention to the “Bible Verse Poster” and direct kids to recite the Bible verse one more time together.
- Pray and ask God to help kids and adults remember what they learned in VBS.
- Play “Illumination Station” one last time as kids line up to leave. Encourage them to dance as they find their places in line.

EXTEND THE SESSION

Tell the Good News!

- Play a game of “Telephone” with the children. Guide them to sit in a line or circle. Whisper something they learned from this week to the first child. Instruct him to whisper it to the next child. Continue down the line. Lead the last child to say aloud what she heard.
- Option: Play music softly in the background to help cover up the whispers as the statement goes down the line.
- Repeat with new phrases while starting/ending with different children.
- Say: “We can all be like Peter and tell other people about Jesus!”

MORE MIRROR BALL FUN

IS YOUR TIME STILL SHINING BRIGHTLY?

If you find yourself with more time on your hands, try these activities to add more fun to Mirror Ball Music.

FINAL MUSIC REVIEW

Allow the preschoolers to vote on their favorite songs from the week. Review them in “countdown” order with their favorite being the last song.

PETER SAYS (SIMON SAYS)

Remind the children that Peter and the disciples told people about Jesus. Play a game of “Peter Says.” Give instructions to the children to complete but only when you say, “Peter Says.” If they obey the instruction without “Peter Says,” the preschoolers should sit down for one round before joining the game again. Allow older preschoolers the opportunity to be “Peter.”

REPEAT RHYTHMS

Create a rhythm pattern for preschoolers to repeat. Begin with a simple pattern of clapping. To add to the fun, create patterns using basic body parts. For example, tap your head, then shoulders, then knees. Preschoolers should repeat this pattern. As they catch on, change the pattern by making it more challenging or longer. Allow older preschoolers the opportunity to be the leader and create the pattern.

WHAT'S MISSING?

Display some of the musical instruments used during the week (rhythm sticks, triangle, bells, cymbals, etc.). Remind the children what they are called. Guide kids to close their eyes and quietly remove one instrument. When the children open their eyes, ask, “What’s missing?” See if they can answer correctly. Allow older preschoolers to be the leader and quietly remove one instrument at a time.

MY COLOR

Place 1-inch squares of different colored paper into a bucket or basket. Allow each preschooler to reach in and select a colored square with her eyes closed. Once everyone has his color, call out, “Find your color.” Preschoolers will walk around the room to find something of that color. It can be an object in the room or even someone else wearing something of that color. Guide kids to place their colors back in the bucket and play again as time allows.

COUNTDOWN

Guide the children to stand in a circle. Select a number between 3–10. Choose a child to begin counting with. He will represent the number 1. Continue around the circle, counting aloud together until you get to the selected number. That child sits down. Continue with that number around the circle until one child remains. Play again with another number.

SHOW WHAT YOU CAN DO

Lead the children to sit in a large circle. Teach the children the following chant, while alternating clapping their hands and tapping their knees: “Hey (*insert child’s name*), hey (*insert child’s name*), Show what you can do.” Select a child each round and use his name in the blank. That child will stand in the middle and show something he or she can do such as a hop, make a funny pose, sing a song, do a twirl, and so forth. Play until each child has a chance to show what she can do.

LIGHT OF THE WORLD

Jesus said¹
 I am the light of the world²
 Light of the world³
 Jesus said¹
 I am the light of the world²
 Light of the world³

The light of the world⁴
Jesus is⁵
The light of the world⁴
Jesus is⁵
The light of the world⁴
Light of the world⁴


Jesus said¹
 I am the light of the world²
 Light of the world³

Jesus said¹
 I am the light of the world²
 Light of the world³

The light of the world⁴
Jesus is⁵
The light of the world⁴
Jesus is⁵

The light of the world⁴
Jesus is⁵
The light of the world⁴
Jesus is⁵
The light of the world⁴

Light of the world⁴
Light of the world⁴



Words and music by Paul Marino and Jeremy Johnson. Arranged by Paul Marino and Jeremy Johnson.
 © Copyright 2025 Van Ness Press, Inc. (ASCAP) (admin. by Lifeway Worship c/o Music Services, <https://app.musicservices.com>).
 All rights reserved. Used by permission. CCLI #7259094.

WHO IS JESUS?

Who is Jesus?¹
 I'll tell you² who He is³
 Who is Jesus?¹
 I'll tell you² who He is³

He's the perfect,⁴ powerful⁵
 Promised Son of God⁶
 That's who Jesus is⁷



Who is Jesus?¹
 I'll tell you² who He is³
 Who is Jesus?¹
 I'll tell you² who He is³

He's the perfect,⁴ powerful⁵
 Promised Son of God⁶
 That's who Jesus is⁷

He's all these things⁸
And He still loves me⁹
All these things⁸
And He still loves me⁹

Who is Jesus?¹
 I'll tell you² who He is³
 Who is Jesus?¹
 I'll tell you² who He is³

He's the perfect,⁴ powerful⁵
 Promised Son of God⁶
 That's who Jesus is⁷
 That's who Jesus is⁷



Words and music by Paul Marino and Jeremy Johnson. Arranged by Paul Marino and Jeremy Johnson. © Copyright 2025 Van Ness Press, Inc. (ASCAP) (admin. by Lifeway Worship c/o Music Services, <https://app.musicservices.com>). All rights reserved. Used by permission. CCLI #7259095.

I CAN BE LIKE JESUS



Jesus obeyed¹
 Jesus is kind²
 I can be³ like Jesus⁴
 Jesus obeyed¹
 Jesus is kind²
 I can be³ like Jesus⁴

God helps me do what I should do⁵
 And live the way He wants me to⁶

Jesus obeyed¹
 Jesus is kind²
 I can be³ like Jesus⁴

Jesus obeyed¹
 Jesus is kind²
 I can be³ like Jesus⁴
 Jesus obeyed¹
 Jesus is kind²
 I can be³ like Jesus⁴


God helps me do what I should do⁵
 And live the way He wants me to⁶

Jesus obeyed¹
 Jesus is kind²
 I can be³ like Jesus⁴

I can be³ like Jesus⁴

Words and music by Paul Marino and Jeremy Johnson. Arranged by Paul Marino and Jeremy Johnson. © Copyright 2025 Van Ness Press, Inc. (ASCAP) (admin. by Lifeway Worship c/o Music Services, <https://app.musicservices.com>). All rights reserved. Used by permission. CCLI #7259097.

THINGS NO ONE ELSE CAN DO




Jesus can do things¹
 That no one else can do²
 He did miracles³
 To show me and you⁴
 That He's the Son of God⁵
 This I know is true⁶
 Jesus can do things¹
 That no one else can do²

Jesus can do things¹
 That no one else can do²
 He did miracles³
 To show me and you⁴
 That He's the Son of God⁵
 This I know is true⁶
 Jesus can do things¹
 That no one else can do²

**Open up the Bible,⁷
 you will see⁸
 All the things He did³
 were amazing³
 He fed four thousand⁹
 with a few little fish¹⁰
 And seven loaves of bread¹¹
 That's what Jesus did!³**


REPEAT CHORUS

Jesus can do things¹
 That no one else can do²
 He did miracles³
 To show me and you⁴
 That He's the Son of God⁵
 This I know is true⁶
 Jesus can do things¹
 That no one else can do²



Words and music by Paul Marino and Jeremy Johnson. Arranged by Paul Marino and Jeremy Johnson. © Copyright 2025 Van Ness Press, Inc. (ASCAP) (admin. by Lifeway Worship c/o Music Services, <https://app.musicservices.com>). All rights reserved. Used by permission. CCLI #7259098.

BRIGHT IN ME




I want to tell people¹
 All about Jesus²
 All about what He has done³ for me⁴
 I want to tell people¹
 All about Jesus²
 Oh how I want them³ to see⁴

Jesus⁵
 Light of the world⁶
 He is all⁷ I need⁴
 Jesus⁵
 I want His light⁶ to shine⁷ bright in me⁴


I want to tell people¹
 All about Jesus²
 All about what He has done³ for me⁴
 I want to tell people¹
 All about Jesus²
 Oh how I want them³ to see⁴

REPEAT CHORUS (2X)



Words and music by Paul Marino and Jeremy Johnson. Arranged by Paul Marino and Jeremy Johnson. © Copyright 2025 Van Ness Press, Inc. (ASCAP) (admin. by Lifeway Worship c/o Music Services, <https://app.musicsservices.com>). All rights reserved. Used by permission. CCLI #7259099.

SHINE THE LIGHT



Shine the light
 Shine the light¹
 Let the love of Jesus² shine so bright³
 Shine the light
 Shine the light¹
 Let the love of Jesus² shine so bright³


Shine it to the left
 Shine it to the right⁴
 Shine it to the left
 Shine it to the right⁴

Shine it straight up
 Shine it straight down⁵
 Shine it back and forth⁶
 Shine it all around⁷

Shine the light
 Shine the light¹
 Let the love of Jesus² shine so bright³
 Shine the light
 Shine the light¹
 Let the love of Jesus² shine so bright³

REPEAT CHORUS

Shine the light
 Shine the light¹
 Let the love of Jesus² shine so bright³
 Shine the light
 Shine the light¹
 Let the love of Jesus² shine so bright³
 Shine the light⁸



Words and music by Paul Marino and Jeremy Johnson. Arranged by Paul Marino and Jeremy Johnson. © Copyright 2025 Van Ness Press, Inc. (ASCAP) (admin. by Lifeway Worship c/o Music Services, <https://app.musicsservices.com>). All rights reserved. Used by permission. CCLI #7259101.

ILLUMINATION STATION



Illumination Station
Join the celebration
Jesus, He is the Light of the world
Illumination Station
Join the celebration
Jesus, He is the Light of the world

It's time to shine a light on
Who Jesus really is
It's time to build a life on
All that He said and did
Out of the darkness
Into His presence
Jesus shines and never dims

REPEAT CHORUS

It's time to see the truth and
Know how to really live

He shows us what to do when
We choose to follow Him
His light is brightest
His love will guide us
Hear these words that Jesus said ...

I am the light of the world
Anyone who follows me
Will never walk in the darkness
But will have the light of life (REPEAT)

Illumination Station
Join the celebration
Illumination Station
Join the celebration

REPEAT CHORUS

JESUS IS THE LIGHT OF THE WORLD

Culture claims to know about Jesus, but many people are in the dark about who He really is. Some might see Jesus as just a person from history or a good man or a good teacher—but He is more than that! Illumination Station VBS will shine a light on the truth of who Jesus really is. Like the disciples, kids will be challenged to answer Jesus' question, "Who do you say that I am?" They will discover it's not a matter of opinion. Jesus is who Scripture says He is—the perfect, proven, and powerful Son of God.