

ILLUMINATION
STATION JOHN 8:12



VBS 2026

* GLOW-IN-THE-DARK *

Missions

Missions Rotation Leader Guide
with DVD

Sharing **THE GOSPEL** with kids

The word *gospel* means “good news.” It is the message about Christ, the kingdom of God, and salvation. Use the following guide to share the gospel with kids.



GOD RULES. The Bible tells us God created everything, including you and me, and He is in charge of everything. (Genesis 1:1; Revelation 4:11; Colossians 1:16-17)



WE SINNED. Since the time of Adam and Eve, everyone has chosen to disobey God. (Romans 3:23) The Bible calls this sin. Because God is holy, God cannot be around sin. Sin separates us from God and deserves God’s punishment of death. (Romans 6:23)



GOD PROVIDED. God sent His Son, Jesus, the perfect solution to our sin problem, to rescue us from the punishment we deserve. It’s something we, as sinners, could never earn on our own. Jesus alone saves us. (John 3:16; Ephesians 2:8-9)



JESUS GIVES. Jesus lived a perfect life, died on the cross for our sins, and rose again. Because Jesus gave up His life for us, we can be welcomed into God’s family for eternity. This is the best gift ever! (Romans 5:8; 2 Corinthians 5:21; 1 Peter 3:18)



WE RESPOND. We can respond to Jesus. The ABCs of Becoming a Christian is a simple tool that helps us remember how to respond when prompted by the Holy Spirit to receive the gift Jesus offers.

A - ADMIT to God that you are a sinner. Repent, turning away from your sin. (Romans 3:23)

B - BELIEVE that Jesus is God’s Son and receive God’s gift of forgiveness from sin. (Acts 16:31)

C - CONFESS your faith in Jesus Christ as Savior and Lord. (Romans 10:9-10,13)



GETTING STARTED

Before arriving, you need to plan out your day and get ready for the kids who will rotate through missions. Use the following steps for successful preparation.

1. Prepare Your Heart

- Read the Scripture passages for each day from your Bible and pray that God will speak to you through His Word. You can find this information on page 3.
- Pray for the kids you will teach. Also pray for yourself and the other leaders at VBS. Together you can share the gospel of Jesus with families in your community.

2. Plan

- Ask your VBS director for the ages and number of kids you need to prepare for.
- Find out how long you will have with each rotation.
- Coordinate space and schedules with other leaders as needed.
- Select the activities you would like to do during VBS. Keep in mind how much time you have and the ages you will lead.
- Use the supply list on page 5 and the explanation of the mission project on page 21 as you plan.
- Locate the supplies needed. Only gather supplies for the activities you plan to do. Make a list of the items your church has, items to collect from church members, and items to purchase.
- Copy or prepare any insert or reproducible items you need. Be sure to copy the insert items before placing the posters on the focal wall for the week.
- Familiarize yourself with the procedures and what to expect when guiding children.
- Label a box or crate for each day. Place collected supplies in the appropriate box.

3. Teach

- Read through the teaching materials thoroughly. Highlight key points to remember and make notes for how you can use the Bible Story Summaries on page 3.
- Look for ways to reinforce Today's Point each day and biblical truths during the rotation.
- Relax and enjoy the chance to build relationships with the children who will rotate through missions.
- Be flexible. Adjust your plans to make this the best experience possible for you and the kids you teach.

4. Prepare

- The activities in the guide are designed to reinforce the Bible story, point out biblical truths, and enhance the overall VBS experience.
- All activities in this guide are written for children who have completed grades 1–6.
- If preschoolers will be participating in the missions rotation as well, look for appropriate activities in the *VBS 2026 3s–Kindergarten Rotation Pack* (9798384537502).

5. Continue the Connection

- Plan to participate in your church's VBS Celebration and other follow-up events.
- Keep the connection alive by looking for ways to stay connected with the kids you taught.

Multimedia Resources

You can find video resources on the DVD in the front of this book (or in the files of the digital guide) or by downloading them using the instructions below. You can find printable items in the printables folder of the digital guide or by downloading them using the following instructions:

- Go to my.lifeway.com/redeem and register or log in.
- Enter this unique code to download all videos and printable items: **QT4CWBTJQHTP**
- Follow the directions to download your resources on any compatible device.

This code can be redeemed one time. For customer support, please call 866.627.8553.



EDITORIAL TEAM
KIDS MINISTRY PUBLISHING

Shelly Harris
Publishing Team Leader

Sara Lansford
Content Editor

Mattie Washington
Production Editor

Gordon Brown
Graphic Designer

Jeremy Carroll
Publishing Manager,
VBS, Hyfi, and Kids Discipleship

Chuck Peters
Director, Lifeway NextGen

Christie Davis
Writer

Send comments to
VBS Publishing Team Leader by email to
vbs@lifeway.com
or by mail to
VBS 2026 Missions Rotation Leader Guide
200 Powell Place, Suite 100
Brentwood, TN 37027-7707
or make comments on the web
at lifeway.com/vbs.

© 2025 Lifeway Press®

No part of this work may be reproduced or
transmitted in any form or by any means,
electronic or mechanical, including photocopying
and recording, or by any information storage or
retrieval system, except as may be expressly
permitted in writing by the publisher. Requests for
permission should be addressed in writing to
Lifeway Press
200 Powell Place, Suite 100
Brentwood, TN 37027-7707.

ISBN: 9798384536901
ITEM: 005853424

We believe that the Bible has God for its author;
salvation for its end; and truth, without any mixture of
error, for its matter; and that all Scripture is totally true
and trustworthy. To review Lifeway's doctrinal guideline,
please visit lifeway.com/doctrinalguideline.

Unless otherwise indicated, all Scripture quotations are
taken from the Christian Standard Bible®, Copyright ©
2017 by Holman Bible Publishers. Used by permission.
Christian Standard Bible® and CSB® are federally
registered trademarks of Holman Bible Publishers.

Illumination Station™ and any other trademarks, service
marks, logos, and graphics used herein are the
trademarks or registered trademarks or service marks
of Lifeway.

Other trademarks, service marks, graphics, and logos
used in connection with this product may be the
trademarks of their respective owners. You are granted
no right or license with respect to any of the trademarks
or service marks mentioned above or any use of such
trademarks or service marks except as specifically stated
within this product.

TABLE OF CONTENTS

3	Illumination Station™
4	Decorating
5	Supplies
6	Day 1: Jesus Is God's Promised Son
9	Day 2: Jesus Is God's Perfect Son
12	Day 3: Jesus Is the Powerful Son of God
15	Day 4: Jesus Is the Proven Son of God
18	Day 5: Jesus Is God's Plan for Forgiveness
21	Mission Project
22	Video Story Summaries



ILLUMINATION STATION™

VIDEO SEGMENTS

Day 1

Welcome to Kenya (2:33)

Jesus Is God's Promised Son (2:47)

Day 2

Meet the Steelmans (2:06)

Jesus Is God's Perfect Son (2:23)

Day 3

The Goat Project (2:38)

Jesus Is the Powerful Son of God (2:33)

Day 4

Refugee Feeding Program (1:53)

Jesus Is the Proven Son of God (2:26)

Day 5

The Problem Tree (3:09)

Jesus Is God's Plan for Forgiveness (2:37)

DIGITAL FILES

Item 1. Kenya Missions Poster

Item 2. Wyoming Missions Poster

Item 3. Mission Project Letter

Item 4. Flashlights

Item 5a. Ugali Recipe

Item 5b. Day 1 Review Questions

Item 6a. Day 2 Review Questions

Item 6b. Day 3 Review Questions

Item 7a. Day 4 Review Questions

Item 7b. Day 5 Review Questions

Item 8. If a Goat Can Do It

Item 9. Leaves

Item 10. The Gospel Mini Book

ILLUMINATION STATION™

Culture claims to know about Jesus, but many people are in the dark about who He really is. Some might see Jesus as just a person from history or a good man or a good teacher—but He is more than that! This summer, VBS will shine a light on the truth of who Jesus really is.

Meet us at Illumination Station for the brightest week of the year. Focus on Jesus at Spotlight Bible Study and bask in the colorful glow of sunlight streaming in at Suncatcher Recreation. Twirl in the glittering refracted light of Mirror Ball Music and pass through strands of twinkling lights on the way to Kaleidoscope Crafts. Turn it all the way up for Neon Snacks and bring it all the way down for Glow-in-the-dark Missions. Kids will explore all the ways light brightens, illuminates, reflects, and reveals while discovering that Jesus is the light who brings hope to a dark world! Like the disciples, kids will be challenged to answer Jesus’

question, “Who do you say that I am?” They will discover it’s not a matter of opinion. Jesus is who Scripture says He is—the perfect, proven, and powerful Son of God.

Light up your summer at Illumination Station and shine a light on Jesus!

Jesus spoke to them again: “I am the light of the world. Anyone who follows me will never walk in the darkness but will have the light of life.”

John 8:12

VBS Scripture

Then spake Jesus again unto them, saying, I am the light of the world: he that followeth me shall not walk in darkness, but shall have the light of life.

John 8:12 KJV



VBS Motto JESUS IS THE LIGHT OF THE WORLD.



JESUS IS GOD'S PROMISED SON Jesus Asked Who People Thought He Was (*Matthew 16:13-20*)

Jesus asked His disciples who people said that He is. Many people believed Jesus was a prophet. Many thought He was John the Baptist, Elijah, or Jeremiah come back to life. Jesus asked who the disciples said that He is. Simon Peter said Jesus was the Messiah, the Son of the living God. Jesus said Peter was blessed because God had revealed the truth to him about who Jesus is. Jesus said Peter would share the good news about Jesus and start His church.



JESUS IS GOD'S PERFECT SON The Baptism of Jesus (*Matthew 3:13-17; Mark 1:1-11; John 1:29-34*)

God sent John the Baptist to get people ready for Jesus. People heard John’s message and started to repent of their sin. They wanted to stop disobeying God, so they asked God for forgiveness. Then John baptized them. He lowered them in the water and brought them back up to show that they had asked God for forgiveness. John preached that Jesus was coming. Jesus went to see John the Baptist at the Jordan River. Jesus told John that He wanted to be baptized because God said it was right, so John baptized Jesus. God’s voice came from heaven. “This is My Son,” the voice said. “I love Him, and I am very pleased with Him!”



JESUS IS THE POWERFUL SON OF GOD Jesus Performed Miracles (*Matthew 15:29-39*)

One day Jesus went up a mountain. Large crowds of people came including people who were sick. Jesus healed them. He could do this because He is God’s Son. Jesus wanted to provide food for the people but the disciples didn’t know where they could get enough. Jesus asked how much food they had with them. They had 7 loaves of bread and a few small fish. Jesus thanked God for the food and began to break it into pieces. There was enough for everyone to eat until they were full and there were 7 large baskets of leftovers! Jesus fed 4,000 men plus women and children that day.



JESUS IS THE PROVEN SON OF GOD Jesus Died and Rose to Life (*Mark 14:43–16:7*)

The religious leaders did not like Jesus because of the things He was doing and teaching. Jesus taught that He was God’s Son, so they wanted to stop Him. Jesus was arrested, put on trial, and nailed to a cross. When Jesus died, a Roman army officer who had been watching Jesus said, “This man really was God’s Son!” After Jesus died, He was buried in a tomb. Some women went to the tomb. When they got there, they saw that the stone had been rolled away. They went in but did not find Jesus’ body. Instead, a man dressed in a white robe told them Jesus is alive!



JESUS IS GOD'S PLAN FOR FORGIVENESS Peter Preached About Jesus (*Acts 2*)


Peter and the other disciples stood up in front of a crowd. Peter said God proved who Jesus was by doing miracles, wonders, and signs through Him. God sent His Son, Jesus, to earth to die and take the punishment for our sins. The people were very sorry for their sins. They asked what they should do. Peter told them to repent—turn from disobeying God to obeying God—and be baptized in the name of Jesus for the forgiveness of their sins. That day about 3,000 people responded to Peter’s message, repented, and were baptized.

DECORATING

As you determine how to set up your missions area, you may want to select one wall as your focal wall to display teaching items from the insert in the center of this guide. In other areas of the room, embrace the theme of glow-in-the-dark. Use glow sticks; attach glow-in-the-dark stickers to the walls, ceiling, and floor. Keeping the focal wall simple with teaching items will eliminate distractions while teaching about missions.

FOCAL WALL SUGGESTIONS

- ❑ Create a border around your room or focal wall area with LED black light strips.
- ❑ Attach neon-colored strips of tape in geometric patterns randomly on the focal wall.
- ❑ Secure an outdoor black light flood light and shine it toward the focal wall.
- ❑ Place a TV or DVD player to one side of the focal wall.
- ❑ Use neon paint to paint the VBS theme verse or motto onto a poster or large piece of paper.
- ❑ Cut small geometric shapes from neon-colored paper and attach them with a loop of tape to the perimeter of the TV or DVD player.
- ❑ Display the “Kenya Missions Poster” (insert item 1) and the “Wyoming Missions Poster” (insert item 2) on the focal wall.
- ❑ For other focal wall ideas, see *VBS 2026 Decorating Made Easy* (9798384536987).



Caution: If you are using lighting sources such as battery-operated tea lights, spotlights, or projectors, please check for potential choking hazards and heat elements that could burn the skin or eyes or be a fire hazard. Be cautious using flashing lights as they may trigger certain medical conditions such as seizures, migraines, and so on. Avoid using strobe lights.

FUN OPTIONS FOR OTHER AREAS IN GLOW-IN-THE-DARK MISSIONS

- ❑ Gather a few small lamps with soft-glowing bulbs so the room is never totally dark. Consider replacing the bulbs with LED black light bulbs.
- ❑ Attach neon-colored pieces of paper all around the room. Write each day’s Point on neon yellow or orange paper using yellow or orange highlighters and display them randomly around the room.
 - ❑ Hang neon garland or strips of streamers from the ceiling.
- ❑ Gather glow-in-the-dark stars or other accessories and place them around the room.
- ❑ Wear neon accessories like glow stick necklaces, bracelets, hats, or other fun items.
 - ❑ Display posters from the *VBS 2026 Visual Pack* (9798384538585).



SUPPLIES

EVERYDAY SUPPLIES

- Bibles
- Missions video
- TV/DVD player, computer, or video story summaries on pages 22–24
- Dry erase board and marker
- Markers, crayons, or colored pencils
- Tape (clear and painter's)
- Scissors
- Globe
- United States Map

MISSION PROJECT SUPPLIES*

- "Mission Project Letter" (insert item 3)
- New donated items (toys, books, small puzzles and games, all sizes of socks and underwear, toiletries, small duffle bags)
- Plain gift bags with handles (1 per child)
- Markers
- Non-fantasy stickers
- Blank note cards with envelopes (1 per child)
- Birthday-themed stickers
- Fine-tipped markers
- 1 mm elastic cord or string
- Scissors
- Pony beads
- Small bowls
- Chenille stem pieces
- "Gospel Mini Book" (insert item 10, 1 per child)
- Colored pencils

* Refer to page 21 for a full explanation of the suggested mission project.

HOW TO FINANCIALLY SUPPORT FEATURED MISSIONARIES

If your church collects a VBS offering to support missionaries like these in Kenya and Wyoming, visit imb.org/vbs or namb.net/vbs for opportunities to give globally. Both websites will provide ways for 100% of your missions offering to fund missionary work.

Due to many legal restrictions, money should not be sent directly to missionaries, especially those in other countries.



DAY ONE

- Insert items 1–4, 5a, 5b
- LED black light floodlight and/or LED black light flashlights
- Wide-tip yellow highlighter
- Neon orange paper
- Hand sanitizer
- Warm water
- Finely ground white corn flour
- Salt
- Disposable bowls
- Disposable spoons
- 1/3 cup measuring cup
- Disposable knife
- Cupcake liners
- 3 glow sticks
- Colored adhesive floor dot stickers or carpet floor dots (14 of one color, 6 of a different color)
- Toy cars
- Allergy alert

DAY TWO

- Insert items 1–4, 6a
- LED black light floodlight and/or LED black light flashlights
- Wide-tip yellow highlighter
- Neon orange paper
- Colored cardstock
- 3 glow sticks

- Plain gift bags with handles (1 per child)
- Non-fantasy stickers

DAY THREE

- Insert items 1–4, 6b, 8
- LED black light floodlight and/or LED black light flashlights
- Wide-tip yellow highlighter
- Neon orange paper
- Cardstock
- 20 playground cones or large plastic cups
- 20 pom-poms (5 of 4 different colors)
- 3 glow sticks
- Blank note cards with envelopes (1 per child)
- Birthday-themed stickers
- Fine-tip markers

DAY FOUR

- Insert items 1–4, 7a
- LED black light floodlight and/or LED black light flashlights
- Wide-tip yellow highlighter
- Neon orange paper
- 2 large bowls
- 2 paper plates
- Toy food items
- Letter tiles
- Quart-size ziplock bags

- 3 glow sticks
- VBS 2026 Gospel Guide (9798384538738)
- 1 mm elastic cord or string
- Pony beads
- Small bowls
- Chenille stem pieces

DAY FIVE

- Insert items 1–2, 4, 7b, 9–10
- LED black light floodlight and/or LED black light flashlights
- Wide-tip yellow highlighter
- Neon orange paper
- Tape
- Brown construction paper
- Light green copy paper
- Yellow highlighter pens (1 per child)
- 3 glow sticks
- Disposable cups
- Rubber bands
- Yarn

DAY 1

JESUS IS GOD'S PROMISED SON



WHAT YOU NEED TO KNOW

Bible Story

Jesus Asked Who People Thought He Was
(*Matthew 16:13-20*)

Spotlight Question

Who is Jesus? Jesus is the Messiah, the promised Son of God.

Today's Point

Jesus is God's promised Son.

Bonus Verse

You are the Messiah, the Son of the living God.
Matthew 16:16

Thou art the Christ, the Son of the living God.
Matthew 16:16 KJV

BIBLE STORY SUMMARY

Jesus asked His disciples who people said that He is. Many people believed Jesus was a prophet. Many thought He was John the Baptist, Elijah, or Jeremiah come back to life. Jesus asked who the disciples said that He is. Simon Peter said Jesus was the Messiah, the Son of the living God. Jesus said Peter was blessed because God had revealed the truth to him about who Jesus is. Jesus said Peter would share the good news about Jesus and start His church.

GATHER YOUR SUPPLIES

- Everyday Supplies
- Insert items 1–4, 5a, 5b
- LED black light floodlight and/or LED black light flashlights
- Wide-tip yellow highlighter
- Neon orange paper
- Hand sanitizer
- Warm water
- Finely ground white corn flour
- Salt
- Disposable bowls
- Disposable spoons
- 1/3 cup measuring cup
- Disposable knife
- Cupcake liners
- 3 glow sticks
- Colored adhesive floor dot stickers or carpet floor dots (14 of one color, 6 of a different color)
- Toy cars
- Allergy alert

FLASHLIGHT TIP

Laminate 5 flashlights. Write each day's words with a dry erase marker. Clean the flashlights with a wet paper towel to reuse for the next session.

ADVANCE PREPARATION

- Before the session, refer to the "Ugali Recipe" (insert item 5a) and prepare enough ugali for each child to taste.
Post an allergy alert listing the ingredients.
- Write Today's Point in bold letters with a wide-tip yellow highlighter onto a piece of neon orange paper. Attach it to the wall in the focal area.
- Copy "Flashlights" (insert item 4) onto neon-colored paper or print from the digital files. Five flashlights will be used each day. Use a marker to write one of the following words on each one: *Swahili, England, villages, ugali, and Messiah*. Tape the flashlights randomly around the room.
- Attach 20 dot stickers randomly on the floor (14 of one color and 6 of another color).
- Print the "Day 1 Review Questions" (insert item 5b).
- Copy the "Mission Project Letter" (insert item 3) for each child.
- Cue the Missions DVD to Day 1 segment.

LEADER TIPS

- Contact a local faith-based child advocate office. Consult with them about specific ideas for donations and handmade items for the mission project. Decide on specific items to request and write them on the "Mission Project Letter" (insert item 3) before copying.

INTRO TODAY'S VIDEO

- Say: "This week, we will also be hearing from the Martin family. They are a missionary family who live in the state of Wyoming."
- Show Wyoming on a map of the USA or a globe. Show kids the "Wyoming Missions Poster" and point out the small community of Bar Nunn, near Casper.
- Tell kids that there are several national parks and beautiful places in Wyoming. Talk about some of the items mentioned on the poster.
- Mention that Wyoming is a large state and most of the towns are far apart.
- Say: "When Tyler and Ashley Martin learned how few churches there are in Wyoming, they prayed and asked God how they could help."
- Tell boys and girls that God led the Martin family to move to Wyoming to help start new churches.
- Dim the lights before playing the video.

PLAY "JESUS IS GOD'S PROMISED SON" DAY 1 OR TELL THE MISSIONS STORY

APPLY MISSIONS VIDEO

- Keep the overhead lights dimmed. Snap three glow sticks and shake the contents to activate them.
- Say: "I hope everyone listened closely to today's video about the Martin family in Wyoming."
- Choose three volunteers to stand at the front of the room. Give each child a glow stick.
- Lead volunteers to work together to form the letter Y with their glow sticks and then the letter N.
- Say: "I will ask questions from today's video. Our volunteers should work together to decide if the answer to the question is yes or no. Once they agree, they should use the glow sticks to answer the question by making the letter Y for yes or N for no."
- Ask questions from the "Day 1 Review Questions" (insert item 5b). Clarify answers and discuss the video's content as questions are answered.
- Say: "The Martins are working so everyone in Wyoming can know that Jesus is God's promised Son."

FIND A CHURCH


- Turn on the overhead lights.
- Instruct kids to sit in a circle on the floor so that the dot stickers are all inside the circle. Point out that there are two there are two different colors of dots.
- Say: "Imagine that the floor in front of you is a map of a section of the state of Wyoming. Let's pretend that each of these dots is a town."
- Give a few kids toy vehicles. Tell kids that at your signal, they should send their vehicles across the floor, aiming for them to stop at a town. Play additional rounds until each child has played.
- Ask kids to guess why there are 14 dots of one color and 6 of another. (Allow for responses.)
- Say: "For almost every 20 towns in Wyoming, there are no churches in 6 of those towns. No churches. None. Zero. That's why the work that Tyler Martin does is so important."

MISSION PROJECT

- Ask: "Who has a birthday this month? How are birthdays celebrated in your family? (Allow for responses.) Celebrating birthdays is fun with cake and presents. Your family might serve your favorite meal or take you to a fun restaurant. There might even be a party."
- Explain that the missionaries in Kenya that kids are learning about this week are working to care for kids who are going through hard times. This week kids will have an opportunity to help kids in their community by decorating birthday cards and gift bags that will be given to an organization that helps kids who are going through hard times and are separated from their families. Say that kids will also make bracelets to give away. Comment that kids will decorate a booklet to help boys and girls understand that they can have a relationship with Jesus, even when times are hard.
- Give children a "Mission Project Letter" (insert item 3) to take home that explains the mission project.
- Mention specific items kids can bring that will be useful to your partnering organization.

PRAY

Lead boys and girls to bow their heads. Pray for missionaries as they work to shine the light of Jesus in Kenya and in Wyoming. Ask God to help them discover creative ways to tell others about Jesus. Thank God that Jesus is the Light of the world and ask Him to help boys and girls shine that light to everyone they meet.




insert item 5b

FIND A CHURCH PREP

- Before the session, put 20 adhesive floor dot stickers to the floor in a random pattern where 14 stickers are one color and 6 are another.

LEADER TIP

Refer to the information on page 21 about this week's suggested mission project.



insert item 3

JESUS IS GOD'S PERFECT SON



WHAT YOU NEED TO KNOW

Bible Story

The Baptism of Jesus
(*Matthew 3:13-17; Mark 1:1-11; John 1:29-34*)

Spotlight Question

Was Jesus just an ordinary man?
Jesus is the perfect Son of God who came to be the Savior of the world.

Today's Point

Jesus is God's perfect Son.

Bonus Verse

A voice came from heaven: "You are my beloved Son; with you I am well-pleased." *Mark 1:11*

There came a voice from heaven, saying, Thou art my beloved Son, in whom I am well pleased. *Mark 1:11 KJV*

BIBLE STORY SUMMARY

God sent John the Baptist to get people ready for Jesus. People heard John's message and started to repent of their sin. They wanted to stop disobeying God, so they asked God for forgiveness. Then John baptized them. He lowered them in the water and brought them back up to show that they had asked God for forgiveness. John preached that Jesus was coming. Jesus went to see John the Baptist at the Jordan River. Jesus told John that He wanted to be baptized because God said it was right, so John baptized Jesus. God's voice came from heaven. "This is My Son," the voice said. "I love Him, and I am very pleased with Him!"

GATHER YOUR SUPPLIES

- Everyday Supplies
- Insert items 1-4, 6a
- LED black light floodlight and/or LED black light flashlights
- Wide-tip yellow highlighter
- Neon orange paper
- Colored cardstock
- 3 glow sticks
- Plain gift bags with handles (1 per child)
- Non-fantasy stickers



FLASHLIGHT TIP

Laminate 5 flashlights. Write each day's words with a dry erase marker. Clean the flashlights with a wet paper towel to reuse for the next session.

ADVANCE PREPARATION

- Write Today's Point in bold letters with a wide-tip yellow highlighter onto a piece of neon orange paper. Attach it to the wall in the focal area.
- Copy "Flashlights" (insert item 4) onto neon-colored paper or print from the digital files. Five flashlights will be used each day. Use a marker to write one of the following words on each one: *neighborhood, monkeys, parks, light, and kids*. Tape the flashlights randomly around the room.
- Print the "Day 2 Review Questions" (insert item 6a).
- Cut cardstock into large circles, one per child.
- Copy and distribute the "Mission Project Letter" (insert item 3) for each new child.
- Establish an area in the room where kids place their mission project donations.
- Cue the Missions DVD to Day 2 segment.

WELCOME

Begin the session with the overhead lights powered on.

Welcome boys and girls to Glow-in-the-dark Missions. Point out where kids can place their donations for the mission project. Say: “Let’s count backward from 10, and we will see our room when it glows.” At zero, turn on the black lights and turn off the overhead lights.

Point to the words on the focal wall and read Today’s Point.

Say: “You heard in today’s Bible story about something that happened when Jesus was baptized. Let’s open the Bible and read today’s bonus verse to hear what happened.”

Open the Bible to Mark 1:11 and read the bonus verse.

LARGE GROUP TIPS

Show the “Kenya Missions Poster” (insert item 1) and “Wyoming Missions Poster” (insert item 2) on a large screen by downloading the images from the digital files or pulling into your media program.

INTRO TODAY’S VIDEO

- Keep the room dimly lit with the black lights shining.
- Say: “Who remembers the country in Africa where a missionary family is working to help people see that Jesus is the Light of the world?” (Allow for responses.)
- Recall that the Steelman family lives in Kenya where they are missionaries. Show the “Kenya Missions Poster” (insert item 1).
- Invite five kids to search the room for the marked flashlights. Lead children to attach them to the focal wall with loops of tape.
- Ask kids to listen for the words *neighborhood*, *monkeys*, *parks*, *light*, and *kids* as they watch the video.

PLAY “MEET THE STEELMANS” DAY 2 OR TELL THE MISSIONS STORY

APPLY MISSIONS VIDEO


- Point out the words on the marked flashlights and lead a discussion about how each word was featured in the video.
- Ask several questions to verify the children’s understanding, such as:
 - What do the kids have to do when monkeys take over the school? (*delay school*)
 - What are some of the Steelmans’ favorite things to do? (*swim, bake, visit national parks*)
 - What were some of the animals they have seen? (*lions, rhinos, zebras, giraffes*)
 - What is the greatest thing the Steelmans get to do? (*tell the people of Kenya the good news of Jesus*)
 - What is something the missionaries do for kids who don’t have families? (*care for them*)
- Say: “The Steelmans tell people that even when the world is tough, Jesus loves them, and He wants to be a light in their lives.”
- Remind boys and girls that Jesus wants to be a light in their lives too.

PLAY ELEPHANT TAG

- Turn on the overhead lights before playing the game.
- Say: “Kenya is a place where the wildlife is amazing! We saw in today’s video that there are many national parks in Kenya. People might see lions, giraffes, buffaloes, rhinoceroses, and even elephants! Let’s play a game of ‘Elephant Tag.’”
- Invite two volunteers to link their arms together at their elbows. Explain that the two players’ free arms are their trunks.
- Say: “Our two elephants must work together to tag a friend with their trunks. If you are tagged, you must link an arm with the herd. Then your free arm becomes the trunk that will tag more elephants. Does everyone understand?”
- Clarify instructions and lead children to play the game.
- Say: “Kylie and Naomi say that Kenya is an exciting place to live, but even more exciting than seeing wild animals is telling the people in Kenya the good news of Jesus.”

PLAY ELEPHANT STAMPEDE PREP

- Prepare the room by clearing the space of any furniture or other obstacles.



INTRO TODAY'S VIDEO


- Ask: "Which state did the Martin family move to so they could work to start a new church?"
- Remind kids that Tyler and Ashley Martin and their family moved to Wyoming, where there are more than 60 towns with no churches in them.
- Show the "Wyoming Missions Poster" (insert item 2) and point out the town of Bar Nunn.
- Say: "The Martins are church planters. Church planters are people who start new churches. Think about a gardener who plants seeds. A gardener makes sure the seeds have enough sunshine and water, and they grow into plants. In the same way, church planters help churches grow."
- Suggest kids listen closely so they will be ready to answer some questions about where the Martins planted the church in Bar Nunn. Dim the lights and play the video.



PLAY "JESUS IS GOD'S PERFECT SON" DAY 2 OR TELL THE MISSIONS STORY

APPLY MISSIONS VIDEO

- With the lights still dimmed, snap three glow sticks to activate them.
- Choose three kids to answer questions based on the video. Give each volunteer a glow stick.
- Challenge boys and girls to work together to form the letters *N* and *Y* with their glow sticks.
- Tell players they should decide whether the answers to the questions are yes or no and form the first letter of each word with the glow sticks. Ask the questions provided in the "Day 2 Review Questions" (insert item 6a). Clarify any unclear portions of the video.
- Say: "When Trent chose to come over to the church side of the building, he learned that Jesus is the only One who can rescue people from sin because Jesus is God's perfect Son."



insert item 6a

GET TO THE OTHER SIDE

- Brighten the room by turning on the overhead lights.
- Mention that Trent made the decision to walk to the other side of the building to see what Outfitter Church was all about.
- Say: "Let's all play a game where everyone will walk to the other side of the room. Listen to the rules."
- Form two teams and lead them to line up behind a line. Tell each team to choose a leader.
- Give each team the paper circles, one per child on each team.
- Tell players that the leaders will set the paper circles on the floor and begin to step on the paper to cross the room. Explain that kids can stand only on the circles without sliding or scooting them. The rest of the team will continue stepping on the circles to get to the other side of the room. Comment that the last players in line will be responsible for gathering the circles as they step past them.
- Lead the game and encourage kids to remember the game's rules.

GET TO THE OTHER SIDE PREP

Attach two strips of tape to the floor in parallel lines across the room from each other.

MISSION PROJECT


- Show a few of the donated toys, books, or toiletries. Remind boys and girls that they can donate new items that will be given to kids whose families are having a hard time.
- Tell kids that there are organizations who help boys and girls when their families need extra help. Say: "Birthdays are a fun time for boys and girls to know and feel how special they are not only to the people around them but also to God. If kids are separated from their families for a little while, we still want them to be able to have extra special birthdays. That's why we're collecting new toys and books to be donated to a wonderful organization that helps kids."
- Give each child a plain gift bag. Offer markers, stickers, or other art materials. Encourage kids to decorate gift bags that will ultimately hold gifts for kids who are separated from their families.
- Write *Happy Birthday*, *Praying for You*, *Jesus is the Light of the world*, or other encouraging phrases on the dry erase board for kids to copy.
- Distribute a "Missions Project Letter" (insert item 3) to any newcomers.

LEADER TIP

Refer to the information on page 21 about this week's suggested mission project.

PRAY

Ask if any of the kids would like to pray. Close the prayer by asking God to help the Steelman and Martin families as they work to shine Jesus' light in Kenya and in Wyoming. Thank God for sending His perfect Son, Jesus, to be our Savior and friend.



insert item 3

DAY 3

JESUS IS THE POWERFUL SON OF GOD



WHAT YOU NEED TO KNOW

Bible Story

Jesus Performed Miracles (*Matthew 15:29–39*)

Spotlight Question: Was Jesus just a teacher? Everything Jesus said and did showed that He is the powerful Son of God.

Today's Point

Jesus is the powerful Son of God.

Bonus Verse

Jesus came near and said to them, "All authority has been given to me in heaven and on earth." *Matthew 28:18*

Jesus came and spake unto them, saying, All power is given unto me in heaven and in earth. *Matthew 28:18 (KJV)*

BIBLE STORY SUMMARY

One day Jesus went up a mountain.


Large crowds of people came including people who were sick.

Jesus healed them. He could do this because He is God's Son. Jesus wanted to provide food for the people but the disciples didn't know where they could get enough. Jesus asked how much food they had with them. They had 7 loaves of bread and a few small fish. Jesus thanked God for the food and began to break it into pieces.

There was enough for everyone to eat until they were full and there were 7 large baskets of leftovers! Jesus fed 4,000 men plus women and children that day.

GATHER YOUR SUPPLIES

- Everyday Supplies
- Insert items 1–4, 6b, 8
- LED black light floodlight and/or LED black light flashlights
- Wide-tip yellow highlighter
- Neon yellow or orange paper
- Cardstock
- 20 playground cones or large plastic cups
- 20 pom-poms (5 of 4 different colors)
- 3 glow sticks
- Blank note cards with envelopes (1 per child)
- Birthday-themed stickers
- Fine-tip markers



ADVANCE PREPARATION

- Write Today's Point in bold letters with a wide-tip yellow highlighter onto a piece of neon orange paper. Attach it to the wall in the focal area.
- Copy "Flashlights" (insert item 4) onto neon-colored paper or print from the digital files. Five flashlights will be used each day. Use a marker to write one of the following words on each one: *drought, goats, milk, hope, and Jesus*. Tape the flashlights randomly around the room.
- Print the "Day 3 Review Questions" (insert item 6b).
- Print "If a Goat Can Do It" (insert item 8) onto cardstock and cut cards apart. Consider researching the internet for information about goats' behavior.
- Copy and distribute the "Mission Project Letter" (insert item 3) for each new child.
- Cue the Missions DVD to Day 3 segment.

FLASHLIGHT TIP

Laminate 5 flashlights. Write each day's words with a dry erase marker. Clean the flashlights with a wet paper towel to reuse for the next session.

WELCOME

Begin the session with the overhead lights on. Thank kids for coming to missions. Ask kids to place their mission project donations in the designated area.

Ask: “Are you ready for our room to glow? I wonder what we’ll discover today.” Turn on the black lights and turn off the overhead lights. Read Today’s Point aloud.

Say: “In today’s Bible story, you heard about some miraculous things Jesus did. He healed many people, and He fed more than 4,000 people with just a little bit of food!” Open the Bible and read today’s bonus verse, Matthew 28:18. Explain that Jesus has the power and authority to heal people and do miracles.

INTRO TODAY’S VIDEO

- While the room is still dimly lit, recall that the Steelman family lives in the African country of Kenya. Show the “Kenya Missions Poster” (insert item 1).
- Say: “We have learned a lot about Africa. We learned that in big cities like Nairobi, there are tall buildings and restaurants. In the villages, there is no fast food.”
- Mention that in today’s video, kids should listen to hear how missionaries help families in the villages when it is difficult for families to have the things they need.
- Choose five volunteers to find the marked flashlights and attach them to the focal wall.
- Suggest kids listen to hear the words *drought*, *goats*, *milk*, *hope*, and *Jesus* as they watch the video.

PLAY “THE GOAT PROJECT” DAY 3 OR TELL THE MISSIONS STORY

APPLY MISSIONS VIDEO

- Talk about the words written on the flashlights and recall how each was mentioned in the video.
- Ask a few review questions to see if kids picked up on key points from the video, such as:
 - Why is there not enough food to eat in Kenyan villages during a drought?
(*crops don’t grow well, cattle often don’t survive*)
 - Surprisingly, what does survive during droughts? (*goats*)
 - How can the gift of a goat change the life of a family in a Kenyan village?
(*goats make milk, baby goats can be sold, goats provide meat*)
- Open the Bible and read the VBS theme verse, John 8:12. Ask kids to repeat it after you.
- Say: “Jesus will give hope to the people of Kenya, and He will give hope to each of us when we choose to follow Him.”



MOVE LIKE A GOAT

- Turn on the overhead lights.
- Say: “The gift of goats to families in Kenya can change their lives. Goats are helpful in many ways, but they also have some interesting behaviors. I’ll show you some pictures of goats. Let’s talk about what they are doing, and I’d like you to copy them. Can you move like a goat?”
- Invite kids to stand up. Show each of the “If a Goat Can Do It” cards (insert item 8) and encourage boys and girls to pose like the goats in each picture.
- Talk about some of the goats’ behaviors as kids imitate them. Mention that when some goats are startled or frightened, their muscles tense up and they appear to faint. Tell kids that goats make sneezing noises to communicate with each other. Comment that baby goats hide to stay safe from predators when their mothers are not close by.
- Say: “No matter how silly goats seem to be, they are helpful to families in Kenya. The Steelmans’ kindness gives hope to families. Jesus gives people hope, and the gift of goats helps show people that Jesus is the Light of the world.”



LARGE GROUP TIPS

Show the “Kenya Missions Poster” (insert item 1) and “Wyoming Missions Poster” (insert item 2) on a large screen by downloading the images from the digital files or pulling into your media program.



insert item 8




INTRO TODAY'S VIDEO

- Show the “Wyoming Missions Poster” (insert item 2). Recall that Tyler Martin and his family moved to Wyoming so they could start new churches.
- Say: “Outfitter Church began in the local restaurant in the town of Bar Nunn. We heard last time that a man named Trent chose to walk to the other side of the building to Outfitter Church. Tyler told Trent about Jesus, and Trent decided to follow Jesus.”
- Suggest kids watch today’s video to hear more about how Jesus changed Trent’s life.
- Remind boys and girls that you will be asking some questions after the video plays.

PLAY “JESUS IS THE POWERFUL SON OF GOD” DAY 3 OR TELL THE MISSIONS STORY

APPLY MISSIONS VIDEO

- Crack three glow sticks to activate them. Choose three volunteers. Give each volunteer a glow stick.
- Invite the three players to practice forming the letters *Y* and *N* with their glow sticks.
- Ask several questions about today’s video. Remind players that they should work together to answer the questions with either a *Y* for yes or an *N* for no. Lead players to work together to form the letters with the glow sticks to answer each question.
- Use the questions in the “Day 3 Review Questions” (insert item 6b). Clear up any incorrect answers.
- Say: “Before Trent met Jesus, the video described him as a ‘wild dude.’ After Trent met Jesus, the video said that Trent was someone who was totally devoted to God and His Word, the Bible.”
- Point out that only Jesus, the powerful Son of God, can cause that big of a change in a person.



insert item 6b

REMEMBER IT PREP

- Gather 20 small playground cones and 20 pom-poms (5 of 4 different colors).
- Ask boys and girls to move to the perimeter of the room and cover their eyes while you set up the game.
- Scatter the pom-poms across the floor. Cover each one with a cone.
- Invite kids to uncover their eyes.

REMEMBER IT

- Turn on the overhead lights for the activity. Lead kids to form four teams. Assign each team a color that corresponds with the four colors of pom-poms.
- Tell kids that at your signal, one player from each team should quickly move to the playing area and lift a cone to discover the colored pom-pom underneath.
- Say: “If you uncover a pom-pom that is your team’s color, leave the cone on its side and bring the pom-pom back to your team. If you uncover a pom-pom that is not your team’s color, cover it back up again and return to your team so the next player can try.”
- Tell kids that the game ends when each team has retrieved all its colored pom-poms.
- Say: “Did you remember where you already looked? (Allow for responses.) In today’s video, we heard that Trent likes to remember what his life was like before Jesus because it reminds him of what Jesus did for him.”

MISSION PROJECT

- Give any newcomers a “Missions Project Letter” (insert item 3).
- Remind kids that there is still time to donate new books, toys, and other items. Recall that the items will be donated to an organization that helps kids who are separated from their families.
- Say: “Yesterday, we decorated gift bags that will hold birthday gifts for boys and girls. Today we are designing birthday cards.”
- Give children blank note cards, markers, and stickers. Lead kids to draw pictures and decorate birthday cards.
- Write *Happy Birthday!* and the VBS verse or motto on a dry erase board for kids to copy.
- Mention that these handmade birthday cards will be given to boys and girls whose birthdays happen while they are separated from their families.
- Say: “We don’t know the names of the kids that these birthday cards will be given to, but we can pray for them now.”
- Voice a brief prayer while children create. Pray that each child that receives a birthday card will discover that the best gift of all is Jesus.

LEADER TIP

Refer to the information on page 21 about this week’s suggested mission project.



PRAY

- Ask kids to join you in prayer by bowing their heads and closing their eyes. Thank God for each child who has attended Illumination Station. Ask God to help kids begin to understand that Jesus is the Light of the world and that He is the powerful Son of God.

JESUS IS THE PROVEN SON OF GOD

DAY 4



WHAT YOU NEED TO KNOW

Bible Story

Jesus Died and Rose to Life (*Mark 14:43–16:7*)

Spotlight Question:

Was Jesus just someone who lived a long time ago? Jesus lived, died, and rose to life again to be our Savior, now and forever.

Today's Point

Jesus is the proven Son of God.

Bonus Verse

When the centurion ... saw the way he breathed his last, he said, "Truly this man was the Son of God!" *Mark 15:39*

When the centurion ... saw that he so cried out, and gave up the ghost, he said, Truly this man was the Son of God. *Mark 15:39 KJV*

BIBLE STORY SUMMARY

The religious leaders did not like Jesus because of the things He was doing and teaching. Jesus taught that He was God's Son, so they wanted to stop Him. Jesus was arrested, put on trial, and nailed to a cross. When Jesus died, a Roman army officer who had been watching Jesus said, "This man really was God's Son!" After Jesus died, He was buried in a tomb. Some women went to the tomb. When they got there, they saw that the stone had been rolled away. They went in but did not find Jesus' body. Instead, a man dressed in a white robe told them Jesus is alive!

GATHER YOUR SUPPLIES

- Everyday Supplies
- Insert items 1-4, 7a
- LED black light floodlight and/or LED black light flashlights
- Wide-tip yellow highlighter
- Neon orange paper
- 2 large bowls
- 2 paper plates
- Toy food items
- Letter tiles
- Quart-size ziplock bags
- 3 glow sticks
- VBS 2026 Gospel Guide* (9798384538738)
- 1 mm elastic cord or string
- Pony beads
- Small bowls
- Chenille stem pieces

FLASHLIGHT TIP

Laminate 5 flashlights. Write each day's words with a dry erase marker. Clean the flashlights with a wet paper towel to reuse for the next session.

ADVANCE PREPARATION

- Write Today's Point in bold letters with a wide-tip yellow highlighter onto a piece of neon orange paper. Attach it to the wall in the focal area.
- Copy "Flashlights" (insert item 4) onto neon-colored paper or print from the digital files. Five flashlights will be used each day. Use a marker to write one of the following words on each one: *food, school, refugee, church, and shine*. Tape the flashlights randomly around the room.
- Print the "Day 4 Review Questions" (insert item 7a).
- Copy and distribute the "Mission Project Letter" (insert item 3) for each new child.
- Cue the Missions DVD to Day 4 segment.
- Gather letter tiles that spell: *GOD RULES, WE SINNED, GOD PROVIDED, JESUS GIVES, WE RESPOND, and ADMIT, BELIEVE, CONFESS*.
- Open six ziplock bags. Place each phrase's letter tiles in a bag, along with a *VBS 2026 Gospel Guide*.
- Create a sample bracelet to show kids as they work on the mission project.

LEADER TIPS

- Practice working through the *VBS 2026 Gospel Guide* so that it becomes easy to explain to a child.
- Consider enlisting a pastor or other ministry leader to present the gospel to kids.

WELCOME

Begin the day with the overhead lights turned on. Welcome kids to missions and invite them to place their mission project donations in the specified area.

Say: “Please smile if you’re ready to dim the lights so we can see what Today’s Point is.” Turn on the black lights and turn off the overhead lights. Discover Today’s Point and read it aloud.

Comment: “Jesus proved that He is the Son of God when He died on the cross and rose again to be our forever Savior. Let’s open the Bible and read what one of the soldiers said who was there the day that Jesus died on the cross.” Open the Bible and read the bonus verse, Mark 15:39.

INTRO TODAY’S VIDEO

- Keep the room dimly lit and remind boys and girls that the Steelman family are missionaries in Kenya. Point to Kenya on the globe or show the “Kenya Missions Poster” (insert item 1).
- Say: “In today’s video, we will hear about how the Steelmans and a church in Kenya help people who had to leave their country in South Sudan to find a safe place to live.”
- Invite five kids to move around the room to retrieve the marked flashlights. Ask them to attach the flashlights to the focal wall.
- Suggest kids pay attention to the video and listen for the words *food*, *school*, *refugee*, *church*, and *shine* as it plays.

PLAY “FEEDING PROGRAM” DAY 4 OR TELL THE MISSIONS STORY

APPLY MISSIONS VIDEO

- Refer to the words written on the flashlights and talk about how each was mentioned in the video. To help determine if kids picked up on key points from the video, ask questions such as:
 - When is it hard for the Steelmans to talk to people about Jesus?
(It is hard for the Steelmans to talk to people about Jesus when people are hungry.)
 - Why did people have to leave their homes in South Sudan and move to Kenya?
(South Sudan was not safe because of war and other dangers.)
 - Why do they provide lunches for kids every day?
(It is hard for children to learn if their stomachs are empty. Sometimes the lunch is the only meal kids get that day.)
- Say: “If you’ll remember in the last session, Jesus fed over 4,000 people. Meeting physical needs like having food to eat is one way that the Steelmans are doing what Jesus did.”

FILL A PLATE

- Turn on the overhead lights.
- Say: “In Kenya, the missionaries do a great job of meeting people’s needs. People are more likely to hear about Jesus when their bellies are full.”
- Give the first child in each line a paper plate. Tell kids that at your signal, the kids with the plates will quickly move across the room, put one piece of food on the plate, return to their team, and give the plate to the next child in line.
- Say: “Moving across the room with a piece of food on the plate isn’t too hard, but it will get harder. The next player must balance the first piece of food on the plate, move back to the bowl of food, and add another piece of food to it.”
- Give the signal to start the game and cheer for players as they take turns balancing more and more food on their plates.

INTRO TODAY’S VIDEO

- Say: “We have been learning about the Tyler Martin family and the work they do to start churches in Wyoming.”
- Show the “Wyoming Missions Poster” (insert item 2) or point it out on a map of the USA.
- Recall that the Martins started Outfitter Church in Bar Nunn, Wyoming. Remind kids that the church meets weekly in a restaurant.

LARGE GROUP TIP

Show the “Kenya Missions Poster” (insert item 1) and “Wyoming Missions Poster” (insert item 2) on a large screen by downloading the images from the digital files or pulling into your media program.

FILL A PLATE PREP

- Place two large bowls of toy food items on one side of the room.
- Form two teams. Ask each team to line up on the opposite side of the room.




- Say: “We heard last time that a man named Trent chose to walk from the restaurant side of The Hangar to the other side of the building where Trent learned about Jesus for the first time.”
- Invite boys and girls to pay attention as they watch the video to learn whether anyone else at Outfitter Church has chosen to follow Jesus.
- Tell kids that after the video plays, they may be chosen to answer questions about it.
- Dim the lights and play the video.



PLAY “JESUS IS THE PROVEN SON OF GOD” DAY 4 OR TELL THE MISSIONS STORY

APPLY MISSIONS VIDEO

- Activate three glow sticks. Select three kids and give each one a glow stick.
- Ask the players to work together to form the letters *Y* and *N* with the glow sticks.
- Refer to the questions in the “Day 4 Wyoming Review Questions” (insert item 7a) and ask questions about today’s video.
- Tell players that if the answer to a question is no, they should form the letter *N*, but if the answer is yes, they should arrange the glow sticks to form the letter *Y*. Clarify answers as needed.
- Say: “Not only did Trent decide to follow Jesus, more than 60 people started a relationship with Jesus and were baptized. That’s a lot of people!”



insert item 7a

ARRANGE THE GOSPEL

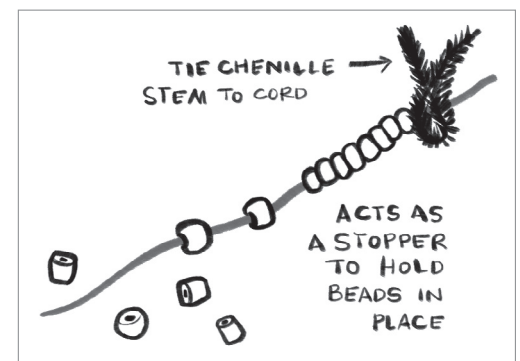
- Turn on the overhead lights and ask kids to form six groups.
- Show the *VBS 2026 Gospel Guide* and briefly explain the main points.
- Say: “This guide helps me when I tell people about Jesus. I’ll show you what I mean.”
- Explain the main points of the Gospel Guide: God Rules. We Sinned. God Provided. Jesus Gives. We Respond. Tell kids that people can respond when they Admit, Believe, and Confess.
- Give each group a prepared bag of letter tiles and ask them to empty its contents.
- Encourage kids to use the Gospel Guides to help as they unscramble the letters so each group discovers one of the Gospel Guide’s main points.
- Check the groups’ answers by reviewing the main points of the Gospel Guide.
- Say: “If anyone has any questions about how to become a follower of Jesus, or if you want to talk more about it, please ask any of your VBS leaders, a pastor, or your parents.”

LEADER TIPS

- Never be alone with a child. It is best to have private conversations in a public area.
- Refer to the information on page 21 about this week’s suggested mission project.

MISSION PROJECT

- Offer a “Missions Project Letter” (insert item 3) to any new child.
- Commend kids for doing such a good job of donating new items that will help kids in your community who need them.
- Inform boys and girls that today they will be making bracelets that can be part of a kid’s birthday or Christmas present. Show the sample bracelet.
- Invite kids to get into groups of 2 or 3 people.
- Give each group some strands of elastic cord, along with a bowl of pony beads and chenille stem pieces.
- Help a child loosely tie one end of the cord to a chenille stem. The chenille stem will serve as a temporary stopper to keep the beads from falling off. (See illustration.)
- Lead children to string beads onto the cord. When a child is finished, remove the chenille stem and double knot the cord’s ends together to form a bracelet.
- Allowing kids to create a second bracelet to keep for themselves.
- Say: “Whenever you wear your bracelet, I hope you’ll think about the child that will receive the bracelet you made. Maybe you can pray for him and ask God to help that child learn how much Jesus loves him.”



PRAY

Invite boys and girls to bow their heads as you lead a prayer for the missionaries in Wyoming and Kenya. Pray that the kids at VBS will understand that the gospel really is good news for each of them. Pray for the kids in your area who are separated from their families.

DAY 5

JESUS IS GOD'S PLAN FOR FORGIVENESS



WHAT YOU NEED TO KNOW

Bible Story

Peter Preached About Jesus (*Acts 2*)

Spotlight Question

Why do I need to respond to Jesus? Jesus is the only way to receive God's plan for forgiveness.

Today's Point

Jesus is God's plan for forgiveness.

Bonus Verse

Repent and be baptized, each of you, in the name of Jesus Christ for the forgiveness of your sins, and you will receive the gift of the Holy Spirit. *Acts 2:38*

Repent, and be baptized every one of you in the name of Jesus Christ for the remission of sins, and ye shall receive the gift of the Holy Ghost. *Acts 2:38 (KJV)*

BIBLE STORY SUMMARY

Peter and the other disciples stood up in front of a crowd. Peter said

God proved who Jesus was by doing miracles, wonders, and signs through Him. God sent His Son, Jesus, to earth to die and take the punishment for our sins. The people were very sorry for their sins. They asked what they should do. Peter told them to repent—turn from disobeying God to obeying God—and be baptized in the name of Jesus for the forgiveness of their sins. That day about 3,000 people responded to Peter's message, repented, and were baptized.

GATHER YOUR SUPPLIES

- Everyday supplies
- Insert items 1–2, 4, 7b, 9–10
- LED black light floodlight and/or LED black light flashlights
- Wide-tip yellow highlighter
- Neon orange paper
- Brown construction paper
- Light green copy paper
- Yellow highlighter pens (1 per child)
- 3 glow sticks
- Disposable cups
- Rubber bands
- Yarn

FLASHLIGHT TIP

Laminate 5 flashlights. Write each day's words with a dry erase marker. Clean the flashlights with a wet paper towel to reuse for the next session.

LEADER TIPS

- Test the cup movement game prior to the session.

ADVANCE PREPARATION

- Write Today's Point in bold letters with a wide-tip yellow highlighter onto a piece of neon orange paper. Attach it to the wall in the focal area.
- Copy "Flashlights" (insert item 4) onto neon-colored paper or print from the digital files. Five flashlights will be used each day. Use a marker to write one of the following words on each one: *tree*, *community*, *problem*, *sin*, and *forgive*. Tape the flashlights randomly around the room.
- Print the "Day 5 Review Questions" (insert item 7b).
- Copy several sheets of "Leaves" (insert item 9) onto green paper. Cut them apart.
- Print and assemble "The Gospel Mini Book" (insert item 10), one per child.
- Cue the Missions DVD to Day 5 segment.
- Attach several pieces of brown paper to the wall to create the illusion of the trunk of a small tree with a few branches.



WELCOME

Start the session with the lights turned on. Lead boys and girls to place their mission project donations in the designated area.

Say: “Thanks for coming to VBS. I hope you have enjoyed learning about the missionaries in Wyoming and in Kenya this week.”

Count backward from five. Turn on the black lights, turn off the overhead lights, and read Today’s Point. Say: “Jesus is God’s plan for forgiveness. Trusting in Jesus is the only way to receive God’s forgiveness.”

Open the Bible and read today’s bonus verse, Acts 2:38. Tell kids these were some of the words that Peter preached to the people.

INTRO TODAY’S VIDEO

- Keep the lights turned down.
- Recall that the Steelman family live and serve in Kenya. Show the “Kenya Missions Poster” (insert item 1).
- Say: “There are many problems for people in the villages in Kenya, but what are some of their greatest physical needs? That’s what missionaries like Clay Steelman are trying to find out. We’ll hear more about it in today’s video.”
- Choose five kids to retrieve the marked flashlights from around the room. Lead them to attach them to the focal wall.
- Invite kids to listen for the words *tree*, *community*, *problem*, *sin*, and *forgive* in today’s video.

PLAY “THE PROBLEM TREE” DAY 5 OR TELL THE MISSIONS STORY

APPLY MISSIONS VIDEO

- Reread the words on the flashlights and use them to lead a brief review of the video. Ask a few questions to gauge children’s understanding of the video.
 - What does Clay Steelman call the tool he uses to learn how to best help people in Kenya? (*The Problem Tree*)
 - What do the roots represent in The Problem Tree? (*the real cause of the problem*)
 - What is the greatest problem of the people in Kenya? (*sin*)
 - What is the greatest need of the people in Kenya? (*a relationship with Jesus*)

EXPLORE A TREE


- Brighten the lights in the room.
- Say: “In Kenya, the missionaries use the example of a tree to figure out what a community’s greatest issue is. They also dig deeper to identify a community’s greatest need.”
- Recall that a person’s greatest problem is sin, but a person’s greatest need is Jesus.
- Give each child several cutouts of the “Leaves” (insert item 9) and a highlighter.
- Encourage boys and girls to use highlighters to draw pictures or write the first names or initials of people they know who need to know that Jesus is God’s plan for forgiveness.
- Say: “It is not easy to draw pictures with highlighters because the ink is hard to see, but in a moment, we will dim the lights and see the leaves shine.”
- Roll loops of tape and lead kids to attach their labeled leaves to the tree’s branches.
- Dim the lights to reveal the names and drawings of people who need to hear that Jesus is the Light of the world. Voice a prayer for each person and ask God to help people begin to understand that their greatest need is a relationship with Jesus.

INTRO TODAY’S VIDEO


- Say: “We have spent time together this week hearing about the Martin family. They have been working very hard to start new churches in Wyoming, a place where there are many towns where there are no churches at all.”
- Shine a flashlight on the “Wyoming Missions Poster” (insert item 2). Point out Bar Nunn, Wyoming.
- Say: “Now that Outfitter Church has started, is Tyler Martin’s job over? No, there are many more towns that need churches. Can Tyler do it all himself? (Allow for responses.) He can’t.”
- Comment that after the video plays, kids may be selected to answer a question about it.
- Dim the lights and play the video.

LARGE GROUP TIP

Show the “Kenya Missions Poster” (insert item 1) and “Wyoming Missions Poster” (insert item 2) on a large screen by downloading the images from the digital files or pulling into your media program.



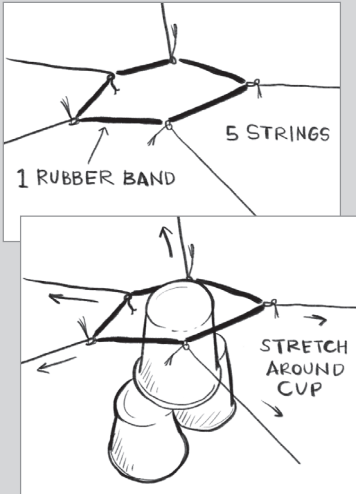
insert item 9



PLAY “JESUS IS GOD’S PLAN FOR FORGIVENESS” DAY 5 OR TELL THE MISSIONS STORY

WORK TOGETHER PREP

- Before the session, set several disposable cups, upside down and unstacked, on a small table in the center of the room.
- Cut 5 strands of yarn, about 18 inches long. Tie one end of each strand of yarn to a single rubber band, where the knots are spread out evenly along the rubber band’s perimeter. (see below)



APPLY MISSIONS VIDEO

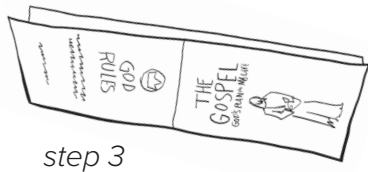
- Snap and shake three glow sticks. Choose three children and give each one a glow stick.
- Tell the three kids to hold their glow sticks together in such a way that they form the letters Y and N.
- Refer to the questions in the “Day 5 Review Questions” (insert item 7b). Ask questions about today’s video.
- Instruct players to form the letter N with their glow sticks if the answer to a question is no. Tell them that if the answer is yes, they should work together to arrange the glow sticks to form the letter Y.
- Talk about each question as it is answered.
- Say: “Towns in Wyoming are so far away from each other, and Tyler can’t be everywhere at the same time. The leadership at Outfitter Church came up with a plan. Tyler would teach men in their church how to start new churches and work to make that happen.”

WORK TOGETHER

- Turn the overhead lights on.
- Say: “With so many towns where there are no churches at all, Tyler Martin and a team of men from his church figured out a way to work together to start churches in several new, hard-to-reach places.”
- Tell kids that several of them will work together while they are spread apart to stack some cups.
- Choose five kids. Guide them to stand around the table. Instruct kids to hold the ends of the yarn and work together to stretch the rubber band around each cup’s bottom, pick it up, and stack the cups together.
- Remark that it takes a lot of good communication and planning to stack the cups.
- Say: “Tyler Martin and Outfitter Church planned to train men like Trent to get them ready to start churches in towns where there aren’t any.”

MISSION PROJECT


- Prior to the session, assemble a “The Gospel Mini Book” (insert item 10) for each child using the following instructions:



step 3



step 5



step 7

1. Trim off instructional copy
2. Fold the paper in half longways with text on the outside, then open
3. Fold in half shortways, then fold in half again the same way
4. Unfold completely, then fold shortways again
5. Cut along the dashed lines on the center fold
6. Unfold, then fold longways again, push ends toward the center
7. Fold into a booklet

- Keep the lights turned on while kids work on the mission project.
- Thank kids for such a great response to the donations of new items to be given to kids.
- Recap: “Today, let’s make something to help kids learn what the Steelmans help people in Kenya discover. A person’s greatest need is Jesus. Everyone needs Jesus.”
- Tell boys and girls that they will be decorating booklets that explain the gospel.
- Distribute an assembled “The Gospel Mini Book” (insert item 10) and colored pencils to each child.
- Lead children to look through the books as you briefly explain the points of the gospel. Remind kids that if anyone has any questions about the gospel, they should talk to a pastor, a VBS leader, or their parents about it.
- Say: “These gospel booklets, along with the other gifts you’ve made or donated this week, will be given to kids to help them know that they are not forgotten. We love them—and Jesus does too.”
- Challenge children to pray for the kids who will receive these items after VBS is over.

PRAY

Thank God for sending Jesus to be the Light of the world. Ask God to help the missionaries in Kenya think of ways to lead the people to realize that their greatest problem is sin and that the only solution is Jesus. Thank God for the faithful church planters in Wyoming. Ask Him to give them the energy to keep starting churches where there aren’t any. Ask God to use the mission project to help kids begin a relationship with Jesus. Thank God for VBS and for sending Jesus to be the Light of the world.

MISSION PROJECT

At Illumination Station, kids are discovering that Jesus is the Light of the world. Kids will learn about ways they can be a light for Jesus within their own communities. This year's mission project will help boys and girls in the foster care system. VBS kids will be encouraged to donate items to help the agencies that care for these vulnerable kids. Boys and girls will be asked to bring new toys, books, socks, underwear, stuffed animals, toiletries, or small duffle bags that will be donated to a local faith-based child welfare agency that acts as a liaison between the foster-care system and families. Kids at VBS will also design birthday cards and make other items to be given to these children. Boys and girls will also be encouraged to pray for these kids even after VBS is over.

MISSION PROJECT SUPPLIES

- "Mission Project Letter" (insert item 3)
- New items as recommended by the partnering organization (i.e. toys, books, small puzzles and games, all sizes of socks and underwear, toiletries, small duffle bags, etc.)
- Plain gift bags with handles (1 per child)
- Markers
- Non-fantasy stickers
- Blank note cards with envelopes (1 per child)
- Birthday-themed stickers
- Fine-tip markers
- 1 mm elastic cord or string
- Scissors
- Pony beads
- Small bowls
- Chenille stem pieces
- "Gospel Mini Book" (insert item 10, 1 per child)
- Colored pencils

ADVANCED PREPARATION

- Copy a "Mission Project Letter" (insert item 3) for each child.
- Copy a "Gospel Mini Book" (insert item 10) for each child and enlist volunteers to assemble them.
- Be sensitive to the makeup of children in your care as you describe the mission project. Avoid using terms like "foster kids" and "foster care" when speaking to children. Consider alternate terms such as children who have been separated from their families or children experiencing hard times.

LEADER TIPS

- Select a leader to coordinate the mission project.
- Contact a local faith-based organization or child welfare agency to discover what specific items would best help them as they serve vulnerable kids in foster care. Specifically mention these items in the "Mission Project Letter" (insert item 3).
- Use the "Mission Project Letter" (insert item 3) to communicate with families and church members what items you will be collecting.

Instructions

- Explain that the missionaries in Kenya who kids are learning about this week are working to care for kids who are going through hard times and have had to leave their homes.
- Remark that there are also kids in your community who may also be experiencing really hard times and have been separated from their families for a little while.
- Explain that your VBS will collect items that will be given to help kids and make them feel special and loved. Mention that at VBS, kids will make birthday cards and other items that will help kids in your community begin to see who Jesus is.
- Give each child a plain gift bag with a handle. Offer markers, stickers, or other art materials. Encourage kids to decorate gift bags that will ultimately hold gifts for kids in your community.
- Distribute blank note cards, markers, and stickers. Lead kids to make birthday cards for kids by drawing pictures and writing encouraging messages or Bible verses.
- Lead kids to make bracelets that will be given to your partnering organization. Distribute strands of elastic cord, pony beads, and chenille stem pieces. Help a child loosely tie one end of the cord to a chenille stem that will serve as a temporary stopper to keep the beads from falling off. Help children string beads onto the cord and double knot the ends to form a bracelet.
- Give each child some colored pencils and a prepared "Gospel Mini Book" (insert item 10). Invite kids to decorate booklets that explain the gospel.
- Voice a prayer for the boys and girls who will receive the donated and handmade gifts from your church's VBS.

VIDEO STORY SUMMARIES



DAY 1

Jambo rafiki!

Welcome to Kenya

Jambo rafiki! That means, “hello, friend!” in Swahili. The Steelman family lives in Nairobi, Kenya. Kenya is a country in east Africa. It’s only been its own country for about 60 years after gaining independence from England. In Kenya many people live in small villages, but Kenya also has huge cities like Nairobi with over 6 million people. Nairobi is growing larger with more people every year.

Nairobi may look like a city you’ve seen before. There are apartment buildings, highways, malls, restaurants—even KFC and Burger King. Kids in villages and cities love to laugh, to play, and to go to school just like you.

A popular food in Kenya is ugali. It looks like mashed potatoes, but it’s made from corn. No utensils are needed to eat it. People eat it with their hands. Kenyans love grilled meat and a fried sweet bread called mandazi, but they also have cheeseburgers and chicken nuggets.

While Kenya may be on the other side of the world from where you live, the people there are not so different from you. One big way we are all the same is that we all need to hear the good news—that Jesus is the Light of the world. That’s why the Steelmans moved all the way across the globe to live in Kenya as Send Relief missionaries. They want to make sure the whole world knows who Jesus is. He is the Messiah, the promised Son of God. Jesus loves you no matter who or where you are.

Jesus Is God’s Promised Son

Tyler Martin and his family planted a church in Bar Nunn, Wyoming. When God called his family to move from Texas, he didn’t even know where Bar Nunn was. He had to look it up on a map.



Most people don’t know how big and spread out Wyoming is. When the Martins got to Bar Nunn, they realized two reasons why God had called them there. First, there are so many people in Wyoming who need to hear about Jesus. Second, there are not very many churches there where people can learn about Jesus. There are 203 communities in Wyoming. Over 60 of them don’t have a church of any kind.

People can drive around an hour in any direction and not see anything but beautiful, high plains—no gas stations, no grocery stores, no subdivisions. Nothing. There definitely wouldn’t be a church to pass, which is a big problem in Wyoming. Most people aren’t going to drive an hour to go to a church, especially if they don’t know why they would need one.

People can go their whole lives in Wyoming and never have a church in their hometown tell them about Jesus. When

Tyler’s family gets asked why they would plant a church when there are already so many existing churches, the answer is easy. In Wyoming there are a lot of places without them. The Martin family felt God calling them to help change that. They want every person in Wyoming to hear the truth about who Jesus is.

Today’s Point is Jesus is God’s promised Son. Everyone should have the opportunity to know that truth. The problem is that in Wyoming, some people have never heard about who Jesus is. They need a church in their community who will go to them and tell them about Jesus.

DAY 2

Meet the Steelmans

Naomi and Kylie live in Nairobi, Kenya, with their mom, dad, and puppy named Oreo. They live in an area with other missionary families. It’s like a neighborhood where they can run around and have fun.



They play basketball, soccer, read, ride their bikes, and go to school—just like you. But sometimes monkeys are a problem at their school, and the kids have to delay school and stay in their classrooms a little longer until the monkeys leave! Two of the girls’ favorite things to do are swimming and baking. Another fun thing to do in Kenya is to visit one of the many national parks. It’s like a zoo without cages. At Nairobi National Park they see lions, rhinos, zebras, and giraffes. It’s amazing!

The greatest thing the Steelman sisters get to do is tell people the good news of Jesus. Their family went to Kenya to follow in Jesus’ footsteps and be light to Kenyan people the same way Jesus is the light to the whole world. They do things like feed people who are hungry and take care of kids who don’t have families. Most importantly they tell people that even when the world is tough, Jesus loves them and wants to be the light in their life. That’s true for you too, Jesus wants to be the light in your life and wants for you to follow Him, but you don’t have to go all the way to Kenya to follow God’s plan for you. You can do that right where you live!


Jesus Is God’s Perfect Son

Tyler Martin and his family planted Outfitter Church in Bar Nunn, Wyoming. There is a big need for churches in their area. It can be challenging to find a place for a church to meet in a small town. Outfitter Church meets at The Hangar restaurant. Turning a restaurant into a church is a lot of work. They have to bring in their signs, chairs, snacks, and microphones. They have to set up all the things that show people they are a church. It’s a lot of work, and everybody has to pitch in.

While Outfitter Church is setting up, there is a restaurant doing business, and people are watching them from the other side of the building. The whole time they are setting up there are people looking in at what God is doing.

The Martins first met Trent when he visited the church. Trent used to go to the other side of The Hangar all the time. He was known as a pretty wild guy. One Sunday he went to The Hangar and walked to the other side for the first time.

Today's Point is Jesus is God's perfect Son. He is the only One who can rescue us from the things we do that displease God. Tyler thinks that's why Trent came over to their side of The Hangar. He was disobeying God, and he didn't know that he needed a Savior to rescue him from his sins, but Tyler got to learn about Jesus at Outfitter Church!



DAY 3

The Goat Project

In the small villages of Kenya, there are no highways, no tall buildings, and no Burger King®. Food can be harder to have in the villages. A few years ago Kenya had a terrible drought. Crops didn't grow well, cattle couldn't survive, and people went hungry. Goats did survive because they can eat almost anything. They are easy to take care of, and they can give families milk and meat. Goats can change a family's life. Send Relief gives families goats. The goats make milk that provides nourishment. They can also have baby goats that the families can sell to pay for school fees. Eventually the goats can provide meat for families to eat.

One of the greatest things about the goats is they can live through just about anything. While it is great that the goats give people milk, food, and a way to make additional money, what they really give is hope—a hope that there will be food on the table, a hope that they can pay to educate their children, and a hope that tomorrow will be OK.

In the same way, Jesus gives us hope, not just for tomorrow, but forever. John 8:12 shares that same truth: "I am the light of the world. Anyone who follows me will never walk in the darkness but will have the light of life." Jesus also wants us to be lights in this world and shine for Him. That's why the goat project was started. It was one way the Steelman family could shine for Jesus.

You can do the same thing where you are. Jesus wants everyone to know about His love for them. He wants to use you to show people that He loves them. Keep your eyes open, and you will find people who need the hope that only Jesus gives.

Jesus Is the Powerful Son of God

No one expected to see Trent at the new Outfitter Church. He was known as being a pretty wild guy. One day he went to the restaurant at The Hangar like he usually would, but this time he walked to the other side where the church was meeting.

Pretty much every town in Wyoming has a place like The Hangar, but not every town in Wyoming has a church. That's why Tyler and his family moved there. They wanted to start churches

that would share the gospel with people like Trent. He didn't even know what the gospel was, so when he went to Outfitter Church, they got to tell him. The gospel is the good news about how Jesus came to earth to give us a new life.

Trent received God's forgiveness that night at church, and his life changed. After Trent made the decision to follow Jesus, he and Tyler began reading the whole Bible together. Trent wanted to know more and more about the Bible. Now he is an example of what it's like to be devoted to God's Word.

Now when Trent comes to church, he looks back at the other side of The Hangar where he used to sit. He remembers what he used to be like before he decided to follow Jesus. Those memories remind Trent of what Jesus did for him. He is thankful that Tyler was faithful to answer God's call to come to Wyoming.

Today's Point is that Jesus is the powerful Son of God. He is powerful enough to turn someone like Trent into a new follower of Jesus who loves telling people what God has done for him.

DAY 4

Feeding Program

When Lydia Steelman reads the Bible, she sees a lot of stories about Jesus feeding people. Food and meals seemed to be a big deal to Jesus. One of the things the Steelmans have learned about being missionaries in Kenya is that it is really hard to tell people about Jesus if they are hungry.



One of the ways the Steelmans follow Jesus is by feeding kids in Kenya at school. Some children there are refugees from South Sudan. A refugee is someone who had to leave his home and find a safe place to live. Some kids had to leave their homes because of war and danger, so they went to Kenya. A local church saw all of the kids and knew they needed to be the light of Jesus to these children who are so far from their homes. The kids come during the day to learn to read and write and to hear about Jesus, the Light of the world. But learning is hard if your stomach is empty. That's why the Steelmans help provide lunches for the kids every day. For many of the children, that lunch is the only meal they get all day. The Steelmans want to give hope to the people just like Jesus did. Jesus has asked the Steelman family to show that light to Kenya by doing things like feeding refugees and serving others. Jesus is asking you to do the same thing—to follow Him and shine the light of Jesus right where you are!

Jesus Is the Proven Son of God

Tyler Martin and his family started a new church in Bar Nunn, Wyoming. They use The Hangar restaurant for the church since it is the only meeting place around. A man named Trent came to their church, and his life was changed because he started following Jesus.



When the Martins first moved to Bar Nunn, it was like a lot of other small towns in Wyoming. There weren't that many people who had ever even heard about Jesus. They didn't know that Jesus is God's perfect Son. They didn't know He came to earth, took the punishment for our disobedience to God, died on a cross, and rose from the dead. They didn't know that when we decide to follow Jesus, He promises we will one day live forever with Him. This is called the gospel.

After the Martins started Outfitter Church, more than 60 people decided to start following Jesus. They were all baptized to show everyone that they had made that decision. Trent was one of those 60 people. When he decided to follow Jesus, God changed his life completely. When people are beginning to follow Jesus, they can see Trent's example and know how to grow in their faith too. He's an example of what it means to love and study God's Word.

Trent doesn't know how he would have heard the gospel if the Martins had not moved to Wyoming. He is thankful that Tyler has shown him how the gospel is supposed to be preached so that he can tell others about Jesus too.

Today's Point is that Jesus is the proven Son of God. When people learn that truth, it changes their lives. The more Trent learned about Jesus, the more he wanted to share with people all over Wyoming.

DAY 5

The Problem Tree

Clay Steelman is a Send Relief missionary in Nairobi, Kenya, the capital city of Kenya. It is an amazing country with beautiful plants, animals, and people. A tool the Steelmans use to help people in Kenya is called The Problem Tree, which helps them understand how to tackle big problems that a community faces.

When you look at a giant tree, a tall trunk seems to be the most important part. It looks like it's holding up the entire tree. Often, community issues are like that. First they ask the community what their biggest issue is. Many times people will say poverty, not having enough money or food. Poverty is the trunk of their tree. It's the main issue that people see.

Then they look at the "fruit." These are the things that happen because of poverty. Children go hungry. Families can't afford basic things like school uniforms and books. People get sick and can't see a doctor or buy medicine. The next step is to dig deeper to the "roots" because just like a massive tree, problems start at the root. These are the real causes of the problem. Maybe people don't have an education or maybe there aren't enough good jobs.

As the Steelmans help people see the roots, they teach them that it's not enough to trim the branches. The root problem needs to be dealt with to see real changes. The Bible teaches that the ultimate root for all problems in the world is sin. Sin brings brokenness into hearts, families, and communities. That's why the Steelmans tell people what the Bible says about Jesus. Jesus

is God's plan for forgiveness. We know that we are sinners, and Jesus forgives us of our sins.

When Jesus changes hearts, families are healed, people begin helping each other, communities grow stronger, and people can have hope through things like feeding school kids, helping refugees, and providing goats for families. In the end, the Steelmans want the people of Kenya to know Jesus. They want the same thing for you, too, because Jesus loves you also. He wants to forgive you of your sin so you can shine the light of Jesus to the whole world.

Jesus Is God's Plan for Forgiveness

Tyler Martin and his family started a new church in Bar Nunn, Wyoming. They knew when they came to Wyoming that more than one church would be needed. There are over 60 towns in their state with no church of any kind. The Martins wanted to figure out what they could do to change that.




Medicine Bow is a typical Wyoming small town. It's not close to anything. It's hard to get to. When you ask people there where they go to church, most of them just say, "Nowhere." The people there should have an opportunity to hear about Jesus, just like people anywhere else. So who is going to drive all the way out to Medicine Bow week after week, month after month to tell them?

Outfitter Church realizes that people from their church will be the people who go to start more new churches in Wyoming. Their church must train people to go start these churches. God is raising up men in their church like Trent. The church is training them and getting them ready to be sent to small towns all over Wyoming. They will take turns traveling to all of those hard-to-get-to places. They will tell people about Jesus and help start new churches. They will share the work so no one gets worn out.

God has not forgotten about small towns. Tyler and his team plant churches because people in those towns need the gospel too.

Today's Point is that Jesus is God's plan for forgiveness. Once people have received forgiveness, they need to share that plan with others. God wants all of us to play a part in His plan and shine a light on who Jesus truly is.



ILLUMINATION STATION JOHN 8:12

HELP KIDS SHINE A LIGHT ON JESUS.

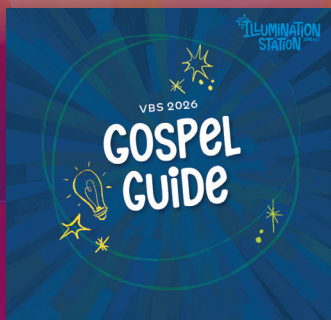



VBS 2026 GOSPEL WRISTBANDS

005853582 • ISBN 9798384538257 • \$9.75
(pkg. of 10)

VBS 2026 PARENT guide

005853631 • ISBN 9798384538745 • \$7.75
(pkg. of 10)



VBS 2026 GOSPEL Guide

005853630 • ISBN 9798384538738 • \$9.75
(pkg. of 20)

THE GOSPEL: GOD'S PLAN FOR ME CSB®
005567177 • ISBN 9781430066965 • \$4.99
(pkg. of 10)



SHOP VBS OUTREACH AT [LIFEWAY.COM/VBS](https://www.lifeway.com/vbs).

Prices and availability subject to change.

Lifeway VBS

JESUS IS THE LIGHT OF THE WORLD

Culture claims to know about Jesus, but many people are in the dark about who He really is. Some might see Jesus as just a person from history or a good man or a good teacher—but He is more than that! Illumination Station VBS will shine a light on the truth of who Jesus really is. Like the disciples, kids will be challenged to answer Jesus' question, "Who do you say that I am?" They will discover it's not a matter of opinion. Jesus is who Scripture says He is—the perfect, proven, and powerful Son of God.

Lifeway® VBS

lifeway.com/vbs