



ILLUMINATION  
STATION JOHN 8:12

VBS 2026

\* MIRROR BALL \*

# MUSIC

Music Rotation Leader Guide  
with DVD

# Sharing **THE GOSPEL** with kids

The word *gospel* means “good news.” It is the message about Christ, the kingdom of God, and salvation. Use the following guide to share the gospel with kids.



**GOD RULES.** The Bible tells us God created everything, including you and me, and He is in charge of everything. (Genesis 1:1; Revelation 4:11; Colossians 1:16-17)



**WE SINNED.** Since the time of Adam and Eve, everyone has chosen to disobey God. (Romans 3:23) The Bible calls this sin. Because God is holy, God cannot be around sin. Sin separates us from God and deserves God’s punishment of death. (Romans 6:23)



**GOD PROVIDED.** God sent His Son, Jesus, the perfect solution to our sin problem, to rescue us from the punishment we deserve. It’s something we, as sinners, could never earn on our own. Jesus alone saves us. (John 3:16; Ephesians 2:8-9)



**JESUS GIVES.** Jesus lived a perfect life, died on the cross for our sins, and rose again. Because Jesus gave up His life for us, we can be welcomed into God’s family for eternity. This is the best gift ever! (Romans 5:8; 2 Corinthians 5:21; 1 Peter 3:18)



**WE RESPOND.** We can respond to Jesus. The ABCs of Becoming a Christian is a simple tool that helps us remember how to respond when prompted by the Holy Spirit to receive the gift Jesus offers.

**A - ADMIT** to God that you are a sinner. Repent, turning away from your sin. (Romans 3:23)

**B - BELIEVE** that Jesus is God’s Son and receive God’s gift of forgiveness from sin. (Acts 16:31)

**C - CONFESS** your faith in Jesus Christ as Savior and Lord. (Romans 10:9-10,13)

# MUSIC DVD CONTENTS

## DAY 1 MENU

“God’s Promised Son” Instruction Video  
“God’s Promised Son” Instruction Video with Music  
“God’s Promised Son” Performance Video  
“God’s Promised Son” Lyric Video  
Scripture Verse (CSB)  
Scripture Verse (KJV)

## DAY 2 MENU

“Perfect” Instruction Video  
“Perfect” Instruction Video with Music  
“Perfect” Performance Video  
“Perfect” Lyric Video  
Scripture Verse (CSB)  
Scripture Verse (KJV)

## DAY 3 MENU

“Shine” Instruction Video  
“Shine” Instruction Video with Music  
“Shine” Performance Video  
“Shine” Lyric Video  
Scripture Verse (CSB)  
Scripture Verse (KJV)

## DAY 4 MENU

“Bright” Instruction Video  
“Bright” Instruction Video with Music  
“Bright” Performance Video  
“Bright” Lyric Video  
Scripture Verse (CSB)  
Scripture Verse (KJV)

## DAY 5 MENU

“Forgiveness In You” Instruction Video  
“Forgiveness In You” Instruction Video with Music  
“Forgiveness In You” Performance Video  
“Forgiveness In You” Lyric Video  
Scripture Verse (CSB)  
Scripture Verse (KJV)

## THEME SONG

“Illumination Station” Instruction Video  
“Illumination Station” Instruction Video with Music  
“Illumination Station” Performance Video  
“Illumination Station” Lyric Video  
Scripture Verse (CSB)  
Scripture Verse (KJV)

## MULTIMEDIA RESOURCES

You can find video resources on the DVD in the front of this book (or in the files of the digital guide) or by downloading them using the following instructions. You can find printable items in the printables folder of the digital guide or by downloading them using the following instructions:

- Go to [my.lifeway.com/redeem](http://my.lifeway.com/redeem) and register or log in.
- Enter this unique code to download all videos and printable items: **FG33QNGJ8694**
- Follow the directions to download your resources on any compatible device.

This code can be redeemed one time. For customer support, please call 866.627.8553.

# TABLE OF CONTENTS

3	.....Overview
4	.....Day 1: Jesus Is God’s Promised Son
8	..... Day 2: Jesus Is God’s Perfect Son
12	.....Day 3: Jesus Is the Powerful Son of God
16	..... Day 4: Jesus Is the Proven Son of God
20	.....Day 5: Jesus Is God’s Plan for Forgiveness
24	..... Decorating and Supplies
26	..... Illumination Station Lead Sheet
28	..... Song Lyrics
34	..... Streaming Guidelines

## EDITORIAL TEAM KIDS MINISTRY PUBLISHING

Shelly Harris  
*Publishing Team Leader*

Rachel Woodruff  
*Content Editor*

Mattie Washington  
*Production Editor*

Beth McGill  
*Graphic Designer*

Jeremy Carroll  
*Publishing Manager,  
VBS, Hyfi, and  
Kids Discipleship*

Chuck Peters  
*Director, Lifeway NextGen*

Jennie Ross  
*Writer  
Works with children in O’Fallon, IL*

Send questions/comments to  
VBS Publishing Team Leader by email to  
vbs@lifeway.com  
or by mail to  
VBS Publishing Team Leader  
VBS 2026 Music Rotation Leader Guide  
200 Powell Place, Suite 100  
Brentwood, TN 37027-7707  
or make comments on the  
web at lifeway.com.

Printed in the United States of America  
© Copyright 2025 Lifeway Press®  
No part of this work may be reproduced or transmitted in any  
form or by any means, electronic or mechanical, including  
photocopying and recording, or by any information storage  
or retrieval system, except as may be expressly permitted in  
writing by the publisher. Requests for permission should be  
addressed in writing to:  
Lifeway Press  
200 Powell Place, Suite 100  
Brentwood, TN 37027-7707

ISBN: 9798384536918  
ITEM: 005853425

We believe that the Bible has God for its author; salvation  
for its end; and truth, without any mixture of error, for its  
matter; and that all Scripture is totally true and trustworthy. To  
review Lifeway’s doctrinal guideline, please visit [lifeway.com/  
docrinalguideline](http://lifeway.com/docrinalguideline).

Unless otherwise indicated, all Scripture quotations are taken  
from the Christian Standard Bible®, Copyright © 2017 by Holman  
Bible Publishers. Used by permission. Christian Standard Bible®  
and CSB® are federally registered trademarks of Holman  
Bible Publishers.

Illumination Station™ and any other trademarks, service  
marks, logos, and graphics used herein are the trademarks  
or registered trademarks or service marks of Lifeway. Other  
trademarks, service marks, graphics and logos used in  
connection with this product may be the trademarks of their  
respective owners. You are granted no right or license with  
respect to any of the trademarks or service marks mentioned  
above or any use of such trademarks or service marks except  
as specifically stated within this product.

### CHOREOGRAPHY INSTRUCTIONS

These instructions are designed for you, the teacher. If you are mirroring the instruction video, then stand in front of your kids to teach them, they will mirror you and will be doing the motions exactly as we present them.

If you choose to use the performance segments to teach or lead worship, your kids will mirror the performance videos, and that’s OK. It doesn’t matter if they go to the right or to the left, just so they’re together, worshipping God, and having fun.

### AUDIO RESOURCES

You can find the songs on the *VBS 2026 Music CD Set* or download them from [lifeway.com](http://lifeway.com).

### MEDIA RESOURCES

You can find the videos on the DVD in the leader guide or purchase them for download from [lifeway.com](http://lifeway.com).

Culture claims to know about Jesus, but many people are in the dark about who He really is. Some might see Jesus as just a person from history or a good man or a good teacher—but He is more than that! This summer, VBS will shine a light on the truth of who Jesus really is.

Meet us at Illumination Station for the brightest week of the year. Focus on Jesus at Spotlight Bible Study and bask in the colorful glow of sunlight streaming in at Suncatcher Recreation. Twirl in the glittering refracted light of Mirror Ball Music and pass through strands of twinkling lights on the way to Kaleidoscope Crafts. Turn it all the way up for Neon Snacks and bring it all the way down for Glow-in-the-dark Missions. Kids will explore all the ways light brightens, illuminates, reflects, and reveals while discovering that Jesus is the light who brings hope to a dark world! Like the disciples, kids will be challenged to answer Jesus' question, "Who do you say that I am?" They will discover it's not a matter of opinion. Jesus is who Scripture says He is—the perfect, proven, and powerful Son of God.

Light up your summer at Illumination Station and shine a light on Jesus!

#### VBS SCRIPTURE

- Jesus spoke to them again: "I am the light of the world. Anyone who follows me will never walk in the darkness but will have the light of life." *John 8:12*
- Then spake Jesus again unto them, saying, I am the light of the world: he that followeth me shall not walk in darkness, but shall have the light of life. *John 8:12 (KJV)*

#### Christ Connection

Our sin keeps us from fully knowing the truth about who Jesus really is. Jesus came as the light to shine in a world darkened by sin. Jesus' birth, life, death, and resurrection show us who He really is—the perfect and powerful Son of God who came to be our Savior.

**Level of Biblical Learning Concept**  
Jesus is the Messiah and Savior.

**VBS Motto**  
Jesus is the Light of the world.

#### DAY 1: JESUS ASKED WHO PEOPLE THOUGHT HE WAS

(*Matthew 16:13-20*)

Jesus asked His disciples who people said that He is and who the disciples said that He is. Simon Peter said Jesus was the Messiah. Jesus said Peter was blessed because God had revealed the truth to him. Jesus said Peter would share the good news about Jesus and start His church.

#### DAY 2: THE BAPTISM OF JESUS

(*Matthew 3:13-17; Mark 1:1-11; John 1:29-34*)

God sent John the Baptist to get people ready for Jesus. Jesus told John that He wanted to be baptized because God said it was right so John baptized Jesus. God's voice came from heaven. "This is My Son," the voice said. "I love Him, and I am very pleased with Him!"

#### DAY 3: JESUS PERFORMED MIRACLES

(*Matthew 15:29-39*)

Large crowds came and Jesus healed sick people in the crowd. Jesus wanted to provide food. The disciples had 7 loaves of bread and a few small fish. Jesus broke the food into pieces. There was enough for everyone to eat until they were full and there were 7 large baskets of leftovers! Jesus fed 4,000 men plus women and children that day.

#### DAY 4: JESUS DIED AND ROSE TO LIFE

(*Mark 14:43-16:7*)

Jesus was arrested, put on trial, and nailed to a cross. After Jesus died, He was buried in a tomb. Some women went to the tomb. When they got there, they saw that the stone had been rolled away. They went in but did not find Jesus' body. Instead, a man dressed in a white robe told them Jesus is alive!

#### DAY 5: PETER PREACHED ABOUT JESUS

(*Acts 2*)

Peter told a crowd that God had proven who Jesus was by doing miracles, wonders, and signs through Him. The people were very sorry for their sins. Peter told them to repent—turn from disobeying God to obeying God—and be baptized in the name of Jesus for the forgiveness of their sins. That day about 3,000 people responded to Peter's message, repented, and were baptized.

DAY 1

# JESUS IS GOD'S PROMISED SON



## BIBLE STORY

Jesus Asked Who People Thought He Was  
(*Matthew 16:13-20*)

## BIBLE VERSE

Jesus spoke to them again: "I am the light of the world. Anyone who follows me will never walk in the darkness but will have the light of life." *John 8:12*

Then spake Jesus again unto them, saying, I am the light of the world: he that followeth me shall not walk in darkness, but shall have the light of life.  
*John 8:12 (KJV)*

## BONUS VERSE

You are the Messiah, the Son of the living God.  
*Matthew 16:16*

Thou art the Christ, the Son of the living God.  
*Matthew 16:16 (KJV)*

## SPOTLIGHT QUESTION

Who is Jesus?

Jesus is the Messiah, the promised Son of God.

## TODAY'S POINT

Jesus is God's promised Son.

## BIBLE STORY RECAP

Jesus asked His disciples who people said that He is. Many people believed Jesus was a prophet. Many thought He was John the Baptist, Elijah, or Jeremiah come back to life. Jesus asked who the disciples said that He is. Simon Peter said Jesus was the Messiah, the Son of the living God. Jesus said Peter was blessed because God had revealed the truth to him about who Jesus is. Jesus said Peter would share the good news about Jesus and start His church.

# God's Promised Son

VBS 2026 - Day 1

Matthew 16:16

♩ = 117 *Funky gospel*

**D9**



5 **D7**



Do you know who Je - sus is?\_ Why He came and what He\_ did?\_

9 **G9** **D**  
**C**



Do you know the life He\_ lived? Do you know who Je - sus is?\_ Gon - na

13 **G9** **D7** **Asus**



tell you now what God said a - bout it. Gon - na tell you now. Gon - na shout it\_ out!

17 **D9**



Je - sus is God's prom - ised Son, light and life for eve - ry - one who be - lieves. He's the Mes - si -

21 **G** **D9**



- ah. His name is high - er than an - y oth - er name. So glad He came!

25 **A** **G** **D7**



He's the on - ly One. Je - sus is God's prom - ised Son.\_

29 **A** **G** **D7** **D7** **G**  
**D** **D**



He's the on - ly One. Je - sus is God's prom - ised Son.\_

(back to meas. 5)  
2nd time go on

## PREP

- ❑ Watch the Day 1 video segments to learn the music and choreography for “God’s Promised Son.”
- ❑ Study today’s Bible story recap, Bible verse, and point.
- ❑ Cue the music to “Illumination Station.”
- ❑ Cue the Day 1 videos.
- ❑ Gather shatterproof handheld mirrors, approximately 1 for every 8–10 children.

## VIDEO TIP

“Instruction” videos are provided to help you learn the songs and prepare to teach. “Performance” and “Lyric” videos are provided for use with your kids if you choose to use them.

## WELCOME

- Play the music for “Illumination Station” as kids arrive. Guide kids to review the motions if they have already been introduced to the song. If not, encourage them to mirror your motions as they listen. When the song is over, invite the children to take a seat in small circles of 8–10 children.

## SPOTLIGHT

- Welcome kids to Mirror Ball Music at Illumination Station! Explain that through music and motion, they will shine a light on who Jesus really is while at VBS. Distribute a handheld mirror to each group and ask the kids to pass it around the circle while the music plays. When the music pauses, whoever is holding the mirror should look into it and say: “My name is \_\_\_\_\_. The Messiah’s name is Jesus.” Play the music for “God’s Promised Son,” pausing every 8–10 seconds so all the children get a chance to say their name. Collect the mirrors at the end of the song.
- Say: “In our Bible story today, Jesus asked His disciples who people thought He was. They replied that some people thought Jesus was one of the famous prophets, but God revealed Jesus’ true identity to Peter. He is God’s promised Son, the Messiah!”
- Invite kids to repeat Today’s Point after you: “Jesus is God’s promised Son.”

## READY TO MOVE: “GOD’S PROMISED SON”

- Display and read through the lyrics for “God’s Promised Son.” Walk slowly through the motions for the verse and chorus. Lead the kids to practice the motions a few times. Play the performance video for “God’s Promised Son.” Encourage kids to follow along the best they can and to have fun while trying.

## CHOREOGRAPHY

### INTRO

1. Dance around for 6 beats.
2. Quickly raise hands above head with palms up twice.
3. Repeat Intro steps 1–2.

### VERSE

1. **Do you know:** Pointer fingers straight forward, then point to sides of forehead.
2. **Who Jesus is:** Hands straight above head, palms facing forward, slowly lower to waist.
3. **Why He came:** Raise hands to sides at shoulder height, elbows bent, palms facing up.
4. **And what He did:** Stretch arms forward and then back to shoulder height.
5. **Do you know:** Repeat step 1 of Verse.
6. **The life He lived:** Raise hands up and forward in circular motion twice with palms up.
7. **Do you know who Jesus is:** Repeat steps 1–2 of Verse.
8. **Gonna tell you now:** Pulse hands at the sides of mouth, palms forward twice.
9. **What God said about it:** Pulse hands from sides of mouth upward, palms upward twice.
10. **Gonna tell you now:** Repeat step 8 of Verse.
11. **Gonna shout it out:** Move hands forward and to sides in circular motion twice, second time larger than the first.

### CHORUS

1. **Jesus is God’s:** Push palms from shoulders to high V, bring hands back to shoulder and push straight up, then clasp hands above head.
2. **Promised Son:** Slowly bring clasped hands down to chest.
3. **Light and life:** Cross hands in front of face, palms out, quickly separate hands to the sides.
4. **For everyone:** Cross hands in front of chest, palms up, move forward and out in circular motion.
5. **Who believes:** Palms flat and together at chest, head down.

6. **He's the Messiah:** Keep hands together, move straight above head and back down to chest.
7. **His name is higher:** Separate hands to shoulder height, palms upward, raise up twice.
8. **Than any other name:** Pointer fingers up, slowly cross in front at chest, then back to shoulders.
9. **So glad He came:** Arms straight down, palms forward, raise hands forward and up to shoulders, then back down.
10. **He's the only One:** In a large circular motion, bring hands in, up above head and back down to shoulders, palms facing up.
11. **Jesus is God's:** Hands up in high V, palms out, then back to shoulders.
12. **Promised Son:** Clasp hands above head and slowly bring down to chest.

## REPEAT VERSE

## REPEAT CHORUS

## ENDING

1. **He's the only One:** Repeat Chorus step 10.
2. **Jesus is God's promised Son:** Repeat Chorus steps 11–12.
3. Move clasped hands straight forward at chest height, then back to chest.
4. Move clasped hands straight above head, looking up, feet apart.

## FINISH

- Repeat Today's Point together: "Jesus is God's promised Son!" Pray, thanking God for sending Jesus and asking Him to reveal His truth to everyone at VBS this week. Play "Illumination Station" as kids line up to leave. Encourage them to shine their best smile at a friend as they leave.

DAY 2

# JESUS IS GOD'S PERFECT SON



## BIBLE STORY

The Baptism of Jesus (*Matthew 3:13-17; Mark 1:1-11; John 1:29-34*)

## BIBLE VERSE

Jesus spoke to them again: "I am the light of the world. Anyone who follows me will never walk in the darkness but will have the light of life." *John 8:12*

Then spake Jesus again unto them, saying, I am the light of the world: he that followeth me shall not walk in darkness, but shall have the light of life.

*John 8:12 (KJV)*

## BONUS VERSE

A voice came from heaven: "You are my beloved Son; with you I am well-pleased." *Mark 1:11*

There came a voice from heaven, saying, Thou art my beloved Son, in whom I am well pleased.

*Mark 1:11 (KJV)*

## SPOTLIGHT QUESTION

Was Jesus just an ordinary man?

Jesus is the perfect Son of God who came to be the Savior of the world.

## TODAY'S POINT

Jesus is God's perfect Son.

## BIBLE STORY RECAP

God sent John the Baptist to get people ready for Jesus. People heard John's message and started to repent of their sin. They wanted to stop disobeying God, so they asked God for forgiveness. Then John baptized them. He lowered them in the water and brought them back up to show that they had asked God for forgiveness. John preached that Jesus was coming. Jesus went to see John the Baptist at the Jordan River. Jesus told John that He wanted to be baptized because God said it was right, so John baptized Jesus. God's voice came from heaven. "This is My Son," the voice said. "I love Him, and I am very pleased with Him!"

# Perfect

## VBS 2026 - Day 2

♩ = 150 *Fun dance groove*

Mark 1:11

B♭m7 Fm7 E♭m7 Fm7 B♭m7 Fm7 E♭m7 Fm7

5 B♭m7 Fm7 E♭m7 Fm7 B♭m7 Fm7 E♭m7 Fm7 B♭m7 Fm7 E♭m7

Not just an or - di - nar - y man, Je - sus, He did things no one else can. Not just an

10 Fm7 B♭m7 Fm7 E♭m7 Fm7 B♭m G♭

or - di - nar - y man, Je - sus, He is God's plan. He is the Light of the world, Light of the world,

15 E♭m7 Fm7 B♭m7 Fm7 E♭m7 Fm7 B♭m7 Fm7 E♭m7

Light of the world. Je - sus is the sin - less Son of God, per - fect in

20 Fm7 B♭m7 Fm7 E♭m7 Fm7 B♭m7 Fm7 E♭m7 Fm7

eve - ry - thing He does. He's the on - ly One who has ev - er been per - fect, per - fect,

1. (back to meas. 5)

25 B♭m7 Fm7 E♭m7 Fm7 B♭m7 Fm7 E♭m7 Fm7 G♭ G♭maj7

per - fect, per - fect.

2.

31 B♭m7 Fm7 E♭m7 Fm7 B♭m7 Fm7 E♭m7 Fm7 B♭m7 Fm7 E♭m7

Je - sus is the sin - less Son of God, per - fect in eve - ry - thing He does. He's the on - ly

36 Fm7 B♭m7 Fm7 E♭m7 Fm7 B♭m7 Fm7 E♭m7 Fm7

One who has ev - er been per - fect, per - fect, per - fect,

41 B♭m7 Fm7 E♭m7 Fm7 B♭m7 Fm7 E♭m7 Fm7 B♭m7 Fm7 E♭m7 Fm7 B♭m

per - fect, per - fect, per - fect.

Words and Music by Jeremy Johnson and Paul Marino. Arranged by Jeremy Johnson and Paul Marino.

© Copyright 2025 Van Ness Press, Inc. (ASCAP) (admin. by Lifeway Worship c/o Music Services, <https://app.musicservices.com>.)

All rights reserved. Used by permission. CCLI #7259087.

## PREP

- ❑ Watch the Day 2 video segments to learn the music and choreography for “Perfect.”
- ❑ Study today’s Bible story recap, Bible verse, and point.
- ❑ Cue the music to “God’s Promised Son.”
- ❑ Cue the Day 2 videos.
- ❑ Hang at least 1 mirror ball from the ceiling. Gather multiple flashlights for leaders to use.

## WELCOME

- Play “God’s Promised Son” as kids enter Mirror Ball Music. Lead kids to remember the motions from Day 1 as they review the Day 1 song. Ask the children to have a seat. Dim the room lights, and with the help of adult leaders, demonstrate how light reflecting from a mirror ball sends light all over the room. When the mirror ball spins, the light can even look like water moving around the room.
- Encourage the children to play a game of “water” freeze dance, while leaders continue to shine their flashlights on the moving mirror ball. Play the music for “Perfect” while the children dance, pausing every 10–15 seconds. When the music pauses, children should freeze.

## SPOTLIGHT

- Congratulate kids on their fun dancing and ask them to have a seat. Return the room to the normal light setting.
- Say: “In today’s Bible story, Jesus went down into the water to be baptized. When He came up out of the water, God spoke, revealing Jesus as His perfect Son. Jesus came to earth to be the Savior of the world.”
- Help kids understand that Jesus is the only One who is perfect. Therefore, He is the only One that can save us from our sin.

## READY TO MOVE: “PERFECT”

- Review the lyrics for the song “Perfect.”
- Practice the motions for the song. After a few walk-throughs, play the performance video for “Perfect.” Lead the children to have fun with the motions while watching the video.
- If time allows, play the performance video of “God’s Promised Son” and encourage kids to recall the motions from Day 1 again.

## CHOREOGRAPHY

### INTRO

1. Overlap fingers at 90 degree angle at one shoulder, palms forward, pulse twice.
2. Repeat at opposite shoulder.
3. Push hands down at sides, palms facing down eight times.
4. Repeat Intro steps 1–3.

### VERSE

1. **Not just:** Cross wrists at chest, straight fingers, separate down to sides.
2. **An ordinary man:** Hands above head, palms facing back, slowly lower in front of body.
3. **Jesus, He did:** Push arms straight out at shoulders, palms forward, then push arms up palms up.
4. **Things no one else can:** Push arms straight in front, palms forward. Cross palms then uncross.
5. **Not just an ordinary man:** Repeat Verse steps 1–2.
6. **Jesus, He is:** Repeat Verse step 3.
7. **God’s plan:** Lower hands down to sides and up to chest, palms up and sides of hands together, then raise to chin height.
8. **He is the Light of the world:** One hand palm down at chest, move forward and back to side in circular motion.
9. **Light of the world:** Repeat Verse step 8 with other hand.
10. **Light of the world:** Repeat Verse step 8 with both hands.

## CHORUS

1. **Jesus is the:** Slowly raise hands to high V, palms in.
2. **Sinless Son of God:** Bring elbows down to side, raise back up halfway.
3. **Perfect:** Arms straight forward, thumbs up then back to chest.
4. **In everything He does:** Bring hands in front of face palm out, raise hands up and to the sides.
5. **He's the only One:** Repeat Chorus step 1.
6. **Who has ever been:** Fists on hips.
7. **Perfect, perfect:** Repeat Chorus step 3 twice.
8. **Perfect:** Push hands down to sides five times.  
Repeat Chorus step 3.
9. **Perfect:** Push hands down to sides five times.  
Repeat Chorus step 3.

## INTERLUDE

10. Repeat Intro steps 1–2.

## REPEAT VERSE

## REPEAT CHORUS (2X)

## ENDING


1. **Perfect, perfect:** Push hands down to sides five times.  
Repeat Chorus step 3 (REPEAT).
2. Arms straight forward, thumbs up.

## FINISH

- Lead the kids in saying the theme verse, as well as Today's Point: Jesus is God's perfect Son. Lead the kids in prayer, thanking God for sending His perfect Son to be the Light of the world.
- Direct kids to practice the ending steps to "Perfect" as they line up to leave.

DAY 3

# JESUS IS THE POWERFUL SON OF GOD



## BIBLE STORY

Jesus Performed Miracles (*Matthew 15:29-39*)

## BIBLE VERSE

Jesus spoke to them again: “I am the light of the world. Anyone who follows me will never walk in the darkness but will have the light of life.” *John 8:12*

Then spake Jesus again unto them, saying, I am the light of the world: he that followeth me shall not walk in darkness, but shall have the light of life.

*John 8:12 (KJV)*

## BONUS VERSE

Jesus came near and said to them, “All authority has been given to me in heaven and on earth.”

*Matthew 28:18*

Jesus came and spake unto them, saying, All power is given unto me in heaven and in earth.

*Matthew 28:18 (KJV)*

## SPOTLIGHT QUESTION

Was Jesus just a teacher?

Everything Jesus said and did showed that He is the powerful Son of God.

## TODAY'S POINT

Jesus is the powerful Son of God.

## BIBLE STORY RECAP

One day Jesus went up a mountain. Large crowds of people came including people who were sick. Jesus healed them. He could do this because He is God's Son. Jesus wanted to provide food for the people but the disciples didn't know where they could get enough. Jesus asked how much food they had with them. They had 7 loaves of bread and a few small fish. Jesus thanked God for the food and began to break it into pieces. There was enough for everyone to eat until they were full and there were 7 large baskets of leftovers! Jesus fed 4,000 men plus women and children that day.

# Shine

## VBS 2026 - Day 3

Matthew 28:18

♩ = 135 *Pop rock*

The musical score is written in treble clef with a key signature of three sharps (F#, C#, G#) and a 4/4 time signature. It consists of nine staves of music. Chords are indicated by letters above the staff: A7, A, A/G, D, E, D, A7, D, E, Eb, D, A7, G, A, A7, G, A. The lyrics are as follows:

1. If you want a life that's new,  
2. There is not a bright - er\_\_ light

6  
 there is some - thing you can do. Ask Je - sus, 'cause He is the  
 to il - lu - mi - nate your life than Je - sus He is the

11  
 pow - er - ful Son of God. If you want His light to shine in\_\_ you,  
 pow - er - ful Son of God. If you want His light to shine in\_\_ you,

15  
 this is what you need to\_\_ do: A - Ad - mit to God that you're a sin - ner and re - pent. B  
 this is what you need to\_\_ do:

19  
 - Be - lieve that Je - sus is the Son of God and then, C - Con - fess your faith in Je - sus Christ as\_\_

23  
 Sav - ior and Lord. If you want His light to shine in\_\_ you,

27  
 that is what you need to\_\_ do. Let Him shine, let Him shine, let Him shine,

31  
 shine, shine\_\_ in you! shine\_\_ in you! Let Him shine, let Him shine,

35  
 let Him shine, shine, shine\_\_ in you! Let Him shine!

## PREP

- ❑ Watch the Day 3 video segments to learn the music and choreography for “Shine.”
- ❑ Study today’s Bible story recap, Bible verse, and point.
- ❑ Review the ABC information on the inside front cover of this guide.
- ❑ Cue the music to “Illumination Station.”
- ❑ Cue the Day 3 videos.
- ❑ Gather 2 long poles or jump ropes. If you have a large group, consider making smaller groups and gathering additional poles or ropes.

## WELCOME

- Challenge kids to a game of “floor limbo” where they leap across the poles/ropes just as the people in today’s story might have leaped for joy when they were healed. Begin with the poles/ropes close together. After everyone has had a turn, spread the poles further apart while the music plays, making it more challenging to jump across. Play the song “Illumination Station” while the children take turns leaping. When the song is done, welcome kids back to Mirror Ball Music, and guide them to take a seat.

## SPOTLIGHT

- Ask the children how it felt to praise God through moving their bodies. Remind them that the crowd gave glory to God when they saw Jesus perform miracles.
- Say: “In today’s Bible story, Jesus performed many miracles, from healing people to multiplying food. Jesus used miracles to show His power. The best miracle of all is that Jesus made a way for all of us to have new life.”
- Display the Day 3 song lyrics. Ask the kids if they know what the A, B, and C stand for in the chorus. Explain that they help us know how to respond to the gospel. (A = Admit to God that you’re a sinner and repent. B = Believe that Jesus is the Son of God. C = Confess your faith in Jesus Christ as Savior and Lord.) Encourage kids to talk with one of their leaders if they have any questions or want to know more about becoming a Christian.

## READY TO MOVE: “SHINE”

- Review the rest of the song lyrics and the motions for each section. Point out that the first and second verse are different in this song.
- Play the “Shine” performance video and encourage kids to join you in doing the motions. If time allows, review the music and motions from Day 1 and Day 2.

## CHOREOGRAPHY

### INTRO

1. Pat legs twice.
2. Raise hands to shoulders, palms out, pulse forward twice.
3. Repeat Intro steps 1–2, three times.

### VERSE 1

1. **If you want a life that’s new:** Lower hands, then slowly cross them as you raise them up to shoulder height with palms toward you.
2. **There is something you can do:** Raise hands straight up, palms back, then straight forward, palms up, then down front, palms up.
3. **Ask Jesus:** Touch middle finger to one palm, then repeat to other palm (ASL for *Jesus*).
4. **’Cause He is:** Bring hands to shoulder, palms forward, raise to high V.
5. **The powerful Son of God:** Make muscle arms to the sides, fists closed, open hands and slowly lower hands down to sides.
6. **If you want His light to:** Cross hands in front of face, palms out, raise and move down to sides.
7. **Shine in you:** Move hands straight forward, palms up.
8. **This is what you need to do:** Cross hands in front of waist, palms up, move to sides at waist height.

### CHORUS

1. **A – Admit to God:** Pat hands on legs twice, hands on side of mouth, palms out and head up.
2. **That you’re a sinner and repent:** Clasp hands at chest height, bounce twice.
3. **B – Believe that Jesus is the Son of God and then:** Pat hands on legs twice, hands at shoulders with elbows bent and palms up, move to high V and back down.
4. **C – Confess your faith in Jesus Christ:** Pat hands on legs twice, flat hands palms together at chest, repeat Verse 1 step 3.
5. **As Savior and Lord:** Hands at shoulders with elbows bent and palms up, raise hands up and down to sides in slow circular motion.

6. ***If you want His light to shine in you:*** Repeat Verse 1 steps 6–7.
7. ***That is what you need to do:*** Repeat Verse 1 step 8.
8. ***Let Him shine:*** Elbows bent with hands by shoulders, palms forward, big push up and at angle to one side.
9. ***Let Him shine:*** Repeat to the other side.
10. ***Let Him shine, shine:*** Repeat to the front with hands going up twice.
11. ***Shine in you:*** Slowly bring hands down, palms forward, moving side to side.

## VERSE 2

1. ***There is not a brighter light:*** Lower hands, then slowly cross them as you raise them up to shoulder height with palms out.
2. ***To illuminate your life:*** Raise fists straight up, then open hands, then fists straight forward and open hands, then fists down front and open hands.
3. ***Than Jesus, He is:*** Repeat Verse 1 steps 3–4.
4. ***The powerful Son of God:*** Repeat Verse 1 step 5.
5. ***If you want His light to shine in you:*** Repeat Verse 1 steps 6–7.
6. ***This is what you need to do:*** Repeat Verse 1 step 8.

## REPEAT CHORUS

## ENDING


1. ***Let Him shine, let Him shine:*** Repeat Chorus steps 8–9.
2. ***Let Him shine, shine:*** Repeat Chorus step 10.
3. ***Shine in you:*** Repeat Chorus step 11.
4. ***Let Him shine:*** Hands straight above head, palms out, look up, feet apart.

## FINISH

- Say Today's Point: "Jesus is the powerful Son of God." Offer an opportunity for one of the kids to pray, thanking God for sending Jesus to give us a new life.
- Lead kids in a call and response. Leader: "A!" Kids: "Admit!" Leader: "B!" Kids: "Believe!" Leader: "C!" Kids: "Confess!" Repeat the call and response as kids line up to leave the music rotation.

DAY 4

# JESUS IS THE PROVEN SON OF GOD



## BIBLE STORY

Jesus Died and Rose to Life (*Mark 14:43–16:7*)

## BIBLE VERSE

Jesus spoke to them again: “I am the light of the world. Anyone who follows me will never walk in the darkness but will have the light of life.” *John 8:12*

Then spake Jesus again unto them, saying, I am the light of the world: he that followeth me shall not walk in darkness, but shall have the light of life.

*John 8:12 (KJV)*

## BONUS VERSE

When the centurion ... saw the way he breathed his last, he said, “Truly this man was the Son of God!”

*Mark 15:39*

When the centurion ... saw that he so cried out, and gave up the ghost, he said, Truly this man was the Son of God. *Mark 15:39 (KJV)*

## SPOTLIGHT QUESTION

Was Jesus just someone who lived a long time ago?

Jesus lived, died, and rose to life again to be our Savior, now and forever.

## TODAY'S POINT

Jesus is the proven Son of God.

## BIBLE STORY RECAP

The religious leaders did not like Jesus because of the things He was doing and teaching. Jesus taught that He was God’s Son, so they wanted to stop Him. Jesus was arrested, put on trial, and nailed to a cross. When Jesus died, a Roman army officer who had been watching Jesus said, “This man really was God’s Son!” After Jesus died, He was buried in a tomb. Some women went to the tomb. When they got there, they saw that the stone had been rolled away. They went in but did not find Jesus’ body. Instead, a man dressed in a white robe told them Jesus is alive!

# Bright

VBS 2026 - Day 4

♩ = 88 *Light groove*

Mark 15:39

1. I  
2. I

5 think a - bout all You've done for me, — how You gave Your life a - way,  
think a - bout all You've done for me — and I will al - ways give You praise.

8 and how You rose up like the morn - ing sun — leaves me speech - less and a - mazed.  
For the good - ness and the grace You've shown now and for - ev - er I will say:

12 Je - sus, Your love is — bright, shin - ing in — the dark - ness like a thou - sand lights.

16 Bright - er than all the stars a - cross the end - less sky, it guides my life. So let Your love in - side me shine

20 1. — bright, — bright. — 2. I — Je - sus, Your  
(back to meas. 5)

26 love is — bright, shin - ing in — the dark - ness like a thou - sand lights.

29 Bright - er than all the stars a - cross the end - less sky, — it guides my — life. So let Your

32 love in - side — me shine, — shine bright, — so bright! —

37 Shine bright, — so bright! —

Words and Music by Jeremy Johnson and Paul Marino. Arranged by Jeremy Johnson and Paul Marino.  
© Copyright 2025 Van Ness Press, Inc. (ASCAP) (admin. by Lifeway Worship c/o Music Services, <https://app.musicservices.com>).  
All rights reserved. Used by permission. CCLI #7259091.

## PREP

- ❑ Watch the Day 4 video segments to learn the music and choreography for “Bright.”
- ❑ Study today’s Bible story recap, Bible verse, and point.
- ❑ Cue the music to “Shine.”
- ❑ Cue Day 4 videos.
- ❑ Gather 1 tennis ball for every 10 children.

## WELCOME

- Welcome kids back to Mirror Ball Music. Invite the children to take a seat in small circles of 8–10 as they arrive. Ask if anyone already knows Today’s Point: Jesus is the proven Son of God. Direct the children to repeat it with you 2–3 times.
- Give each group a tennis ball. Challenge the first child to roll it across the circle to another child while saying the first word of Today’s Point. Children will continue rolling the ball to others in their circle, with each child saying the next word of the main point. Play the music to “Shine” in the background and challenge the groups to see how many times they can get through the entire point before the song ends. Collect the balls when the song is over.

## SPOTLIGHT

- Ask the kids what object “rolled” in today’s Bible story: the stone that sealed the tomb.
- Say: “When Jesus died, everyone thought that was the end. But on Sunday morning, when the women came to the tomb, the stone was rolled away! An angel told the women that Jesus is alive! Jesus is the proven Son of God because no one else could do what Jesus did. He gave His life away, and God raised Him from the dead.”
- Instruct the kids to turn to a friend and say: “Jesus is alive!”

## READY TO MOVE: “BRIGHT”

- Display the lyrics to “Bright.” Demonstrate the motions for both verses and the chorus. Guide the children to practice while you walk through each section.
- Play the performance video for “Bright.” If time allows, play the performance video of one or two of the previous songs.

## CHOREOGRAPHY

### INTRO

1. With one hand, reach down by your side and swing up to shoulder height and snap.
2. Repeat to the other side.
3. Reach both hands up and out front in a circular motion with palms up.
4. Repeat Intro steps 1–3.

### VERSE 1

1. ***I think about all:*** With fingers, touch both sides of forehead.
2. ***You’ve done for me:*** Reach arms out and around and slowly stack hands flat across heart, look down.
3. ***How You gave Your life:*** Reach one hand out at an angle, palm toward the front, repeat with other hand.
4. ***Away:*** Reach both hands out front, palms up.
5. ***And how You rose up:*** Lower hands and scoop forward to shoulder height.
6. ***Like the morning sun:*** Scoop hands forward again to above head, arms come slowly down on the sides.
7. ***Leaves me speechless:*** Reach hands down to sides, palms forward.
8. ***And amazed:*** Turn palms back, circle up and then above head and back down to sides.

### CHORUS

1. ***Jesus:*** Touch middle finger to one palm, then repeat to other palm (ASL for *Jesus*).
2. ***Your love is bright:*** Cross arms at chest, fists closed (ASL for *love*), open arms to sides with palms forward at shoulder height.
3. ***Shining in the darkness:*** Roll hands forward in a small circle, cross hands in front of face, palms to face.
4. ***Like a thousand lights:*** Reach hands above head and twinkle fingers as they move down to waist.
5. ***Brighter than all the stars:*** Cross hands above head and open fists, hands straight above head and open fists.

6. **Across the endless sky:** Slide the back of one hand across forehead and down to side.
7. **It guides my life:** Other hand moves across body palm up at waist height, starting on opposite side.
8. **So let Your love inside me shine:** Cross arms at chest, fists closed (ASL for *love*), hands framing face, palms out, looking up.
9. **Bright, bright:** Cross hands in front as arms make one big circle up on each word.

## VERSE 2

1. **I think about all You've done for me:** Repeat Verse 1 steps 1–2.
2. **And I will always give You:** Repeat Verse 1 step 3.
3. **Praise:** Gently clap hands together at chest height and circle up and out to the sides.
4. **For the goodness and the grace:** Clasp hands in front scoop forward to shoulder height, then scoop again above head.
5. **You've shown:** Arms come slowly down on the sides.
6. **Now and forever:** Push both hands down front, palms down.
7. **I will say:** Place palms by mouth and circle up and above head, bring hands back down to sides.

## REPEAT CHORUS (2X)

## ENDING

1. **Shine bright:** Hold hands up to frame face, then circle arms down and up, bring arms down with palms out.
2. **So bright:** Circle hands down and up with palms out.
3. **Shine bright:** Repeat Ending step 1.
4. **So bright:** Repeat Ending step 2.
5. Step to one side, turn to face other hand as it rises up, palm out.

## FINISH

- Ask if anyone has memorized the theme verse. Encourage the group to say it together. Close in prayer, asking God to help kids and leaders shine the love of Jesus.
- Remind the children that they learned the sign language for *Jesus* and *love*. Lead them to repeat both signs. Then demonstrate that the sign for *me* is pointing to your chest, and the sign for *you* is pointing to another person. Direct the children to put the signs together to say, “Jesus loves me, Jesus loves you.” Encourage them to sign this to a friend as they line up to leave.

DAY 5

# JESUS IS GOD'S PLAN FOR FORGIVENESS



## BIBLE STORY

Peter Preached About Jesus (*Acts 2*)

## BIBLE VERSE

Jesus spoke to them again: “I am the light of the world. Anyone who follows me will never walk in the darkness but will have the light of life.” *John 8:12*

Then spake Jesus again unto them, saying, I am the light of the world: he that followeth me shall not walk in darkness, but shall have the light of life.

*John 8:12 (KJV)*

## BONUS VERSE

Repent and be baptized, each of you, in the name of Jesus Christ for the forgiveness of your sins, and you will receive the gift of the Holy Spirit. *Acts 2:38*

Repent, and be baptized every one of you in the name of Jesus Christ for the remission of sins, and ye shall receive the gift of the Holy Ghost. *Acts 2:38 (KJV)*

## SPOTLIGHT QUESTION

Why do I need to respond to Jesus?

Jesus is the only way to receive God’s forgiveness.

## TODAY’S POINT

Jesus is God’s plan for forgiveness.

## BIBLE STORY RECAP

Peter and the other disciples stood up in front of a crowd. Peter said God proved who Jesus was by doing miracles, wonders, and signs through Him. God sent His Son, Jesus, to earth to die and take the punishment for our sins. The people were very sorry for their sins. They asked what they should do. Peter told them to repent—turn from disobeying God to obeying God—and be baptized in the name of Jesus for the forgiveness of their sins. That day about 3,000 people responded to Peter’s message, repented, and were baptized.

# Forgiveness In You

VBS 2026 - Day 5

Acts 2:38

♩ = 108 *Driving pop feel*

N.C.

5 F Ebmaj7 Dm7 Ebmaj7 F Ebmaj7 Dm7 Ebmaj7  
I found for - give - ness in You. Out of the dark - ness in - to the truth.

9 F Ebmaj7 Dm7 Ebmaj7 F Ebmaj7 Dm7 Ebmaj7  
Each day Your mer - cies are new. Light of the world, I will fol - low You. Eve - ry -

13 F7 Eb Dm7 Ebmaj7 F7 Eb Dm7 Eb  
- where I go, eve - ry - thing I do, eve - ry - one will know that I live for You. Your

17 F Fsus Eb Bb2 D Fsus Eb F Fsus Eb 1. Bb2 D Bbm Db  
love, Your life il - lu - mi - nate eve - ry part of me. Your hope, Your light shine in me for e - ter - ni - ty. -

(back to meas. 5) 2. Bb2 D Bbm Db F Fsus Eb Bb2 D Fsus Eb  
- shine in me for e - ter - ni - ty. Your love, Your life il - lu - mi - nate eve - ry part of me. Your

25 F Fsus Eb Bb2 D Bbm Db F Fsus Eb Bb2 D Bbm Db  
hope, Your light shine in me for e - ter - ni - ty. Your love, Your life il - lu - mi - nate eve - ry part of me. Your

29 F Eb Bb2 D Eb  
hope, Your light shine in me for e - ter - ni - ty. Your love, Your life il - lu - mi - nate eve - ry part of me. Your

33 F Eb Dbmaj7 Eb F Eb Dm7 Eb  
hope, Your light shine in me for e - ter - ni - ty. I found for - give - ness in You. -

38 F Eb Dm7 Eb F Eb Dm7 Eb  
Out of the dark - ness in - to the truth. Each day Your mer - cies are new. -

42 F Eb Dm7 Eb F  
Light of the world, I will fol - low You.

Words and Music by Jeremy Johnson and Paul Marino. Arranged by Jeremy Johnson and Paul Marino.

© Copyright 2025 Van Ness Press, Inc. (ASCAP) (admin. by Lifeway Worship c/o Music Services, <https://app.musicservices.com>).

All rights reserved. Used by permission. CCLI #7259092.

## PREP

- ❑ Watch the Day 5 video segments to learn the music and choreography for “Forgiveness In You.”
- ❑ Study today’s Bible story recap, Bible verse, and point.
- ❑ Cue the music to “Illumination Station.”
- ❑ Cue Day 5 videos.

## WELCOME

- Instruct kids as they arrive to strike a pose to represent being a preacher or telling someone about Jesus. Tell them you’re going to play a game called “Statues.” Children will freeze in their poses like statues while a leader is watching them. When the leader turns around, kids should change their poses but freeze again before the leader turns back. Anyone caught moving should sit down. Listen to “Illumination Station” in the background while playing the game.
- Congratulate the children on their poses, and ask any children still standing to have a seat.

## SPOTLIGHT

- Say: “In today’s Bible story, Peter and the disciples preached about Jesus. Sometimes that can mean standing in front of a large group, but you can also tell others about Jesus in small groups or just talking with one person. The important thing is to help people know they can find forgiveness in Jesus.”
- Remind kids that Jesus offers forgiveness to everyone. It doesn’t matter how old you are, what you’ve done, or where you come from. Everyone deserves to hear about Jesus. It’s up to us to share the news and shine His light to those around us.

## READY TO MOVE: “FORGIVENESS IN YOU”

- Display the lyrics for the Day 5 song and demonstrate the motions. Lead the kids to practice the motions with you. Play the “Forgiveness In You” performance.
- Play the performance videos for previous songs in the week as time allows.

## CHOREOGRAPHY

### INTRO

1. Turn to one side, with elbows bent, swing fists in that direction twice.
2. Repeat to the opposite side.
3. Repeat Intro steps 1–2.

### VERSE 1

1. ***I found forgiveness:*** Hands start down at legs, raise to the side overhead and clasp hands together, lowering down to chest.
2. ***In You:*** Raise clasped hands back up, separate and move out and down to sides.
3. ***Out of the darkness:*** At shoulder height, cross forearms so fingers touch opposite elbows, look down.
4. ***Into the truth:*** Stretch arms forward and push arms to the sides, then down. Raise hands together, chest height, palms together .
5. ***Each day:*** One elbow rests on the fingers of other hand, the upright hand points up with pointer finger while other fingers make a circle, that hand moves down to touch other elbow (ASL for *day*).
6. ***Your mercies are new:*** With palms forward at chest height to one side, make a half circle up and over to the other side.
7. ***Light of the world:*** Cross hands in front of chest, palms down, move to sides at chest height.
8. ***I will follow You:*** March in place, or march in a tight circle.

### VERSE 2

1. ***Everywhere I go:*** Turn to one side, with elbows bent, swing fists in that direction twice, clap.
2. ***Everything I do:*** Repeat to the opposite side.
3. ***Everyone will know:*** Cross hands in front of chest, palms facing forward, separate to sides.
4. ***That I live for You:*** Push hands up in high V, palms forward twice.

## CHORUS

1. **Your love:** Cross arms at chest, fists closed (ASL for *love*).
2. **Your life:** Raise hands to a high V, palms facing in.
3. **Illuminate every part of me:** Raise fists starting from shoulders straight above head and open hands. Bring hands back to shoulders and repeat.
4. **Your hope:** Clasp hands together at chest.
5. **Your light:** Separate hands, raising them to shoulder height, palms out to side.
6. **Shine in me for eternity:** Circle hands on each side, starting at hips and raising above head, then back down again while continuing to circle.

## REPEAT VERSE 1

## REPEAT VERSE 2

## REPEAT CHORUS (4X)

## REPEAT VERSE 1

## ENDING

1. Scoop hands up in front to head height, elbows bent and palms up.

## FINISH

- Thank kids for coming to Illumination Station this week and participating in Mirror Ball Music. Recite the week's theme verse together. Pray and ask God to help kids and adults remember what they have learned in VBS.
- Play "Illumination Station" one last time as they line up to leave.

## EVERYDAY SUPPLIES

- Bible
- Markers
- VBS 2026 Media Set* (9798384537601)
- Music source
- Choreography DVD (included in this leader guide)
- TV and DVD player or other video source
- Lyrics poster—Create a poster for each day with the lyrics to each song.

## DAY 1

- Shatterproof handheld mirrors

## DAY 2

- Mirror ball
- Flashlights

## DAY 3

- Two long poles or jump ropes

## DAY 4

- Tennis balls

## DAY 5

- No additional supplies needed

## DECORATING MIRROR BALL MUSIC

- Attach the appropriate *VBS 2026 Rotation Sign* (9798384538615) to the door.
- Position a *VBS 2026 Theme Flying Banner with Stand* (9798384538202) on either side of the door.
- Hang *VBS 2026 String Flags* (9798384538226) from the ceiling.
- Position *VBS 2026 Floor Prints* (9798384538219) on the floor to mark a place on the floor for each child to stand.
- See *VBS 2026 Decorating Made Easy* (9798384536987) for more ideas.

## LYRIC DISPLAY

Incorporate the display of lyrics into the decorations for Mirror Ball Music. Choose a method from the list below.

- Display the song lyrics from the Music DVD included with this guide. All you need is a TV and a DVD player. Each daily song is synced to music on the DVD, meaning all you have to do is simply select the song, sing, and move along!
- Use a computer attached to large monitors, a television, or data projector to display the lyrics from the presentations available on the *VBS 2026 Media Set* (ROM content is accessible only via a computer with a DVD drive).
- Write the lyrics on sheets of poster board or on large sheets of paper. Display the posters on the focal wall during each session.

The background features a grid pattern with several translucent Christmas ornaments of various sizes. A large, semi-transparent circular graphic is positioned in the lower half of the page, containing a white rectangular box with text. The text is centered within the box and includes a section header and a bulleted list.

### **DVD INSTRUCTIONS**

- Load the Music DVD in a DVD player and select the appropriate day's song title on the main menu.
- Select the desired item from the song menu. The selected item will automatically play and return to the song menu.
- Check out the "Instruction" and "Performance" videos of each song. These are a great way to learn each daily song and the theme song and may be used to learn the motions ahead of time or to teach them to children during VBS.


# Illumination Station

VBS 2026 - Theme

♩ = 122 *Driving pop*

John 8:12

**D**  
**E**



6 **E** **D**  
**E**



Il - lu - mi - na - tion Sta - tion, join the cel - e - bra - tion.

11 **E** **D**  
**E**



Je - sus, He is\_ the Light of the world! Il - lu - mi - na - tion Sta - tion, join the cel - e - bra - tion.

15 **E** **E**



Je - sus, He is\_ the Light of the world! It's time to shine a light on\_ who Je - sus real - ly is\_

19




It's time to build a life\_ on\_ all that He said and did\_ Out of the dark - ness,

22 **D**  
**E**



in - to His pres - ence, Je - sus shines and\_ nev - er dims. Il - lu - mi - na - tion Sta - tion,

26 **E** **D**  
**E**



join the cel - e - bra - tion. Je - sus, He is\_ the Light of the world! Il - lu - mi - na - tion Sta - tion,

30 **E**



join the cel - e - bra - tion. Je - sus, He is\_ the Light of the world!

Words and Music by Jeremy Johnson and Paul Marino. Arranged by Paul Marino and Jeremy Johnson.

© Copyright 2025 Van Ness Press, Inc. (ASCAP) (admin. by Lifeway Worship c/o Music Services, <https://app.musicservices.com>.)

All rights reserved. Used by permission. CCLI #7259093.

33 **E**

It's time to see the truth and \_\_\_ know how to real - ly live. He shows us what to do \_\_\_ when

36

\_\_\_ we choose to fol - low Him. His light is bright - est. \_\_\_ His love will guide us. \_\_\_

39 **Amaj7** **B**

Hear these words that \_\_\_ Je - sus said: I am the light of the world. \_\_\_

43 **C#m** **Amaj7** **B**

An - y - one who fol - lows me will nev - er walk in the dark - ness, but will have \_\_\_ the

47 **G#m7** **C#m** **G#m7** **C#m** **D/E**

light of life. \_\_\_ light of life. \_\_\_ Il - lu - mi - na - tion Sta - tion, \_\_\_

53 **E** **D/E**

join the cel - e - bra - tion. \_\_\_ Il - lu - mi - na - tion Sta - tion, \_\_\_

57 **E** **D/E**

join the cel - e - bra - tion. \_\_\_ Il - lu - mi - na - tion Sta - tion, join the cel - e - bra - tion.

61 **E** **D/E**

Je - sus, \_\_\_ He is \_\_\_ the Light of the world! Il - lu - mi - na - tion Sta - tion,

64 **E**

join the cel - e - bra - tion. Je - sus, He is \_\_\_ the Light of the world!

# GOD'S PROMISED SON

(Matthew 16:16)

## VERSE

Do you know who Jesus is?  
Why He came and what He did?  
Do you know the life He lived?  
Do you know who Jesus is?

Gonna tell you now  
What God said about it  
Gonna tell you now  
Gonna shout it out

## CHORUS

**Jesus is God's promised Son**  
**Light and life for everyone who believes**  
**He's the Messiah**  
**His name is higher**  
**Than any other name**  
**So glad He came**  
**He's the only One**  
**Jesus is God's promised Son**

## VERSE

Do you know who Jesus is?  
Why He came and what He did?  
Do you know the life He lived?  
Do you know who Jesus is?

Gonna tell you now  
What God said about it  
Gonna tell you now  
Gonna shout it out

## REPEAT CHORUS

## ENDING

He's the only One  
Jesus is God's promised Son

Words and music by Paul Marino and Jeremy Johnson.  
Arranged by Paul Marino and Jeremy Johnson.  
© Copyright 2025 Van Ness Press, Inc. (ASCAP) (admin. by Lifeway  
Worship c/o Music Services, <https://app.musicservices.com>. All rights  
reserved. Used by permission. CCLI #7259085.

# PERFECT

(Mark 1:1)

## VERSE 1

Not just an ordinary man  
Jesus, He did things  
No one else can  
Not just an ordinary man  
Jesus, He is God's plan

He is the Light of the world  
Light of the world  
Light of the world

## CHORUS

**Jesus is the sinless Son of God**  
**Perfect in everything He does**  
**He's the only One who has ever been**  
**Perfect, perfect**  
**Perfect, perfect**

## VERSE 2

Not just an ordinary man  
Jesus, He did things  
No one else can  
Not just an ordinary man  
Jesus, He is God's plan

He is the Light of the world  
Light of the world  
Light of the world

## REPEAT CHORUS (2X)

## ENDING

Perfect, perfect

Words and music by Paul Marino and Jeremy Johnson.  
Arranged by Paul Marino and Jeremy Johnson.  
© Copyright 2025 Van Ness Press, Inc. (ASCAP) (admin. by Lifeway Worship  
c/o Music Services, <https://app.musicservices.com>.) All rights reserved.  
Used by permission. CCLI #7259087.

# SHINE

(Matthew 28:18)

## VERSE 1

If you want a life that's new  
There is something you can do  
Ask Jesus, 'cause He is  
The powerful Son of God  
If you want His light to shine in you  
This is what you need to do ...

## CHORUS

**A – Admit to God that you're a sinner and repent**

**B – Believe that Jesus is the Son of God and then**

**C – Confess your faith in Jesus Christ as Savior and Lord**

**If you want His light to shine in you**

**That is what you need to do**

**Let Him shine**

**Let Him shine**

**Let Him shine, shine**

**Shine in you**

## VERSE 2

There is not a brighter light  
To illuminate your life  
Than Jesus, He is  
The powerful Son of God  
If you want His light to shine in you  
This is what you need to do ...

## REPEAT CHORUS

## ENDING

Let Him shine

Let Him shine

Let Him shine, shine

Shine in you

Let Him shine

Words and music by Paul Marino and Jeremy Johnson.

Arranged by Paul Marino and Jeremy Johnson.

© Copyright 2025 Van Ness Press, Inc. (ASCAP) (admin. by Lifeway Worship c/o Music Services, <https://app.musicservices.com>.) All rights reserved. Used by permission. CCLI #7259090.

# BRIGHT

(Mark 15:39)

## VERSE 1

I think about all You've done for me  
How You gave Your life away  
And how You rose up like the morning sun  
Leaves me speechless and amazed

## CHORUS

Jesus, Your love is bright  
Shining in the darkness  
Like a thousand lights  
Brighter than all the stars across the endless  
sky  
It guides my life  
So let Your love inside me shine ...  
Bright  
Bright

## VERSE 2

I think about all You've done for me  
And I will always give You praise  
For the goodness and the grace You've shown  
Now and forever I will say

## REPEAT CHORUS (2X)

## ENDING

Shine bright  
So bright  
Shine bright  
So bright

Words and music by Paul Marino and Jeremy Johnson.  
Arranged by Paul Marino and Jeremy Johnson.  
© Copyright 2025 Van Ness Press, Inc. (ASCAP) (admin. by Lifeway  
Worship c/o Music Services, <https://app.musicservices.com>.) All rights  
reserved. Used by permission. CCLI #7259091.

# FORGIVENESS IN YOU

(Acts 2:38)

## VERSE ONE

I found forgiveness in You  
Out of the darkness into the truth  
Each day Your mercies are new  
Light of the world I will follow You

## VERSE TWO

Everywhere I go  
Everything I do  
Everyone will know  
That I live for You

## CHORUS

**Your love, Your life**  
**Illuminate every part of me**  
**Your hope, Your light**  
**Shine in me for eternity**

## REPEAT VERSE 1

## REPEAT VERSE 2

## REPEAT CHORUS (4X)

## REPEAT VERSE 1

Words and music by Paul Marino and Jeremy Johnson.  
Arranged by Paul Marino and Jeremy Johnson.  
© Copyright 2025 Van Ness Press, Inc. (ASCAP) (admin. by Lifeway  
Worship c/o Music Services, <https://app.musicservices.com>.) All rights  
reserved. Used by permission. CCLI #7259092.

# ILLUMINATION STATION

(John 8:12)

## CHORUS

**Illumination Station**

**Join the celebration!**

**Jesus, He is the Light of the world**

**Illumination Station**

**Join the celebration**

**Jesus, He is the Light of the world**

## VERSE 1

It's time to shine a light on

Who Jesus really is

It's time to build a life on

All that He said and did

Out of the darkness

Into His presence

Jesus shines and never dims!

## REPEAT CHORUS

## VERSE 2

It's time to see the truth and

Know how to really live

He shows us what to do when

We choose to follow Him

His light is brightest

His love will guide us

Hear these words that Jesus said ...

## BRIDGE

*I am the light of the world*

*Anyone who follows me*

*Will never walk in the darkness*

*But will have the light of life (REPEAT)*

*Illumination Station*

*Join the celebration*

*Illumination Station*

*Join the celebration*

## REPEAT CHORUS

Words and music by Paul Marino and Jeremy Johnson.

Arranged by Paul Marino and Jeremy Johnson.

© Copyright 2025 Van Ness Press, Inc. (ASCAP) (admin. by Lifeway  
Worship c/o Music Services, <https://app.musicservices.com>.) All rights  
reserved. Used by permission. CCLI #7259093.

# STREAMING GUIDELINES

We know that sharing music and non-music media in a virtual ministry environment is a key way to engage families. In light of the needs of kids ministry strategies, media from Lifeway Kids resources may be included in your online streaming service or shared outside your regular programming time. Churches are welcome to stream VBS curriculum media given the following guidelines:

1. Videos may be shared as released by Lifeway Kids through a safe/secure, non-searchable, password-protected site (i.e., Dropbox, Google Drive, YouTube private links, etc.)\* OR videos may be shared as part of a longer teaching/service video on public-facing platforms, such as YouTube (i.e. not uploaded as individual videos such as YouTube public links).\*
2. For videos that include Lifeway Kids music, your church must have a current valid CCLI license AND a current valid CCLI Streaming License.\*\*
3. Your church agrees to report music use according to CCLI requirements and expectations.\*\*
4. For best results during streams, churches should send social channel links and dates to Lifeway Kids to be submitted for whitelisting at least 1 week prior to desired use. Send information to [jeremy.carroll@lifeway.com](mailto:jeremy.carroll@lifeway.com).

\*Please remove each live teaching within 2 weeks of your streaming date; if possible, post to a password-protected site/group.

\*\*If you have questions about CCLI licenses or reporting, start by talking to someone in the worship ministry area of your church.

## FAQS

All listed FAQs assume the church asking has purchased and is using Lifeway's VBS resources.

- FAQ 1** - Can I post a Lifeway-created music video to any social media platform or streaming service (including Facebook, TikTok, Instagram, YouTube [public links], and so forth)? No. This breaks federal copyright law and social media platforms' terms of use.
- FAQ 2** - Can I create my own choreography video using Lifeway VBS music? Can I post my custom videos to any social media platform? Yes, to be used only in your own church's VBS. Custom videos that include music should not be posted online or shared with other churches. Slideshow/Highlight videos are permitted.
- FAQ 3** - Can I embed a Lifeway-created music video or one of our own music videos (using Lifeway VBS music) in a live stream or recorded stream on social media or a streaming service? Yes, if you follow these three guidelines:
1. The videos must be part of (embedded inside) a live stream or recording of a service (such as worship rally, large group, etc.).
  2. The church must own a CCLI STREAMING LICENSE.
  3. The church must report use of the music on its regular report.
- FAQ 4** - Can I use the theme song as background music for a highlight reel of our church's VBS? Yes. (Can I post it? See FAQ 3.)
- FAQ 5** - Can I share Lifeway-created instructional videos with my worship rally team via a safe/secure, non-searchable, password-protected site (i.e. Dropbox, Google Drive, YouTube private links, etc.)? Yes, this is permitted.

Want an easy way to share VBS 2026 Illumination Station music with your families? Scan the QR codes for a list of streaming services where preschool and kids VBS music are available. See "Shareable Music Links" in the *VBS 2026 Administrative Guide* (9798384536970) files for a printable and shareable version of these codes.

*Note: These links are not for use in ministry settings. Music streaming services are for personal use only, per their terms of use agreements.*

### KIDS & PRESCHOOL MUSIC



# NOTES

# NOTES

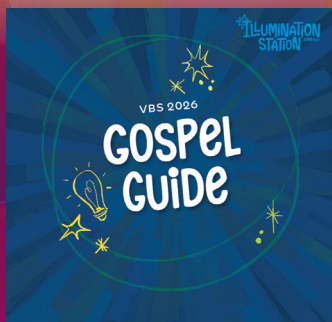

# ILLUMINATION STATION JOHN 8:12

HELP KIDS SHINE A LIGHT ON JESUS.



**VBS 2026 GOSPEL WRISTBANDS**  
005853582 • ISBN 9798384538257 • \$9.75  
(pkg. of 10)

**VBS 2026 PARENT GUIDE**  
005853631 • ISBN 9798384538745 • \$7.75  
(pkg. of 10)



**VBS 2026 GOSPEL GUIDE**  
005853630 • ISBN 9798384538738 • \$9.75  
(pkg. of 20)

**THE GOSPEL: GOD'S PLAN FOR ME CSB®**  
005567177 • ISBN 9781430066965 • \$4.99  
(pkg. of 10)



SHOP VBS OUTREACH AT [LIFEWAY.COM/VBS](https://www.lifeway.com/vbs).

Prices and availability subject to change.

Lifeway VBS

## JESUS IS THE LIGHT OF THE WORLD

Culture claims to know about Jesus, but many people are in the dark about who He really is. Some might see Jesus as just a person from history or a good man or a good teacher—but He is more than that! Illumination Station VBS will shine a light on the truth of who Jesus really is. Like the disciples, kids will be challenged to answer Jesus' question, "Who do you say that I am?" They will discover it's not a matter of opinion. Jesus is who Scripture says He is—the perfect, proven, and powerful Son of God.

**Lifeway** VBS

[lifeway.com/vbs](https://lifeway.com/vbs)