

MAGNIFIED!

MONARCH MISSIONS

VBS 2025

MISSIONS ROTATION LEADER GUIDE

WITH DVD

Sharing **THE GOSPEL** with kids

The word ***gospel*** means “good news.” It is the message about Christ, the kingdom of God, and salvation. Use the following guide to share the gospel with kids.



GOD RULES. The Bible tells us God created everything, including you and me, and He is in charge of everything. (Genesis 1:1; Revelation 4:11; Colossians 1:16-17)



WE SINNED. Since the time of Adam and Eve, everyone has chosen to disobey God. (Romans 3:23) The Bible calls this sin. Because God is holy, God cannot be around sin. Sin separates us from God and deserves God’s punishment of death. (Romans 6:23)



GOD PROVIDED. God sent His Son, Jesus, the perfect solution to our sin problem, to rescue us from the punishment we deserve. It’s something we, as sinners, could never earn on our own. Jesus alone saves us. (John 3:16; Ephesians 2:8-9)



JESUS GIVES. Jesus lived a perfect life, died on the cross for our sins, and rose again. Because Jesus gave up His life for us, we can be welcomed into God’s family for eternity. This is the best gift ever! (Romans 5:8; 2 Corinthians 5:21; 1 Peter 3:18)



WE RESPOND. We can respond to Jesus. The ABCs of Becoming a Christian is a simple tool that helps us remember how to respond when prompted by the Holy Spirit to receive the gift Jesus offers.

GETTING STARTED

Before arriving, you need to plan out your day and get ready for the kids who will rotate through missions. Use the following steps for successful preparation.

1. PREPARE YOUR HEART

- Read the Scripture passages for each day from your Bible and pray that God will speak to you through His Word. You can find this information on page 3.
- Pray for the kids you will teach. Also pray for yourself and the other leaders at VBS. Together you can share the gospel of Jesus with families in your community.

2. PLAN

- Ask your VBS director for the ages and number of kids you need to prepare for.
- Find out how long you will have with each rotation.
- Coordinate space and schedules with other leaders as needed.
- Select the activities you would like to do during VBS. Keep in mind how much time you have and the ages you will lead.
- Use the supply list on page 5 and the explanation of the mission project on page 21 as you plan.
- Locate the supplies needed. Only gather supplies for activities you plan to do. Make a list of the items your church has, items to collect from church members, and items to purchase.
- Copy or prepare any insert or reproducible items you need. Be sure to copy the insert items before placing the posters on the focal wall for the week.
- Familiarize yourself with the procedures and what to expect when guiding children.
- Label a box or crate for each day. Place collected supplies in the appropriate box.

3. TEACH

- Read through the teaching materials thoroughly. Highlight key points to remember and make notes for how you can use the Bible Story Summaries on page 3.
- Look for ways to reinforce Today's Point each day and biblical truths during the rotation.
- Relax and enjoy the chance to build relationships with the children who will rotate through missions.
- Be flexible. Adjust your plans to make this the best experience possible for you and the kids you teach.

4. GATHER AND PREPARE

- The activities in the guide are designed to reinforce the Bible story, point out biblical truths, and enhance the overall VBS experience.
- All activities in this guide are written for children who have completed grades 1–6.
- If preschoolers will be participating in the missions rotation as well, look for appropriate activities in the *VBS 2025 3s–Kindergarten Rotation Pack* (9798384513704).

5. CONTINUE THE CONNECTION

- Plan to participate in your church's VBS Celebration and other follow-up events.
- Keep the connection alive by looking for ways to stay connected with the kids you taught.



MULTIMEDIA RESOURCES

You can find video resources on the DVD in the front of this book (or in the files of the digital guide) or by downloading them using the following instructions. You can find printable items in the printables folder of the digital guide or by downloading them using the following instructions:

- Go to my.lifeway.com/redeem and register or log in
 - Enter this unique code to download all videos and printable items: **K67GRG6GF27F**
 - Follow the directions to download your resources on any compatible device
- This code can be redeemed one time. For customer support, please call 866.627.8553.



EDITORIAL TEAM
KIDS MINISTRY PUBLISHING

Chuck Peters
Director, NextGen Ministries

Jeremy Carroll
*Publishing Manager,
VBS and Hyfi*

Rhonda VanCleave
Publishing Team Leader

Christie Davis
*Writer, works with kids and families
at her church in Floresville, Texas*

Sara Lansford
Content Editor

Rachel Woodruff
Production Editor

Gordon Brown
Graphic Designer

Send comments to
VBS Publishing Team Leader by email to
jeremy.carroll@lifeway.com
or by mail to
VBS 2025 Missions Rotation Leader Guide
200 Powell Place, Suite 100
Brentwood, TN 37027-7707
or make comments on the web
at www.lifeway.com/vbs.

© 2024 Lifeway Press®

No part of this work may be reproduced or
transmitted in any form or by any means,
electronic or mechanical, including photocopying
and recording, or by any information storage or
retrieval system, except as may be expressly
permitted in writing by the publisher. Requests for
permission should be addressed in writing to
Lifeway Press
200 Powell Place, Suite 100
Brentwood, TN 37027-7707.
ISBN: 9798384513209
ITEM: 005850079

We believe that the Bible has God for its author;
salvation for its end; and truth, without any mixture
of error, for its matter; and that all Scripture is totally
true and trustworthy. To review Lifeway's doctrinal
guideline, please visit
www.lifeway.com/doctrinalguideline.

Unless otherwise indicated, all Scripture quotations
are taken from the Christian Standard Bible®,
Copyright © 2017 by Holman Bible Publishers.
Used by permission. Christian Standard Bible®
and CSB® are federally registered trademarks of
Holman Bible Publishers.

Magnified!™ and any other trademarks, service
marks, logos, and graphics used herein are the
trademarks or registered trademarks or service
marks of Lifeway.

Other trademarks, service marks, graphics, and
logos used in connection with this product may be
the trademarks of their respective owners. You are
granted no right or license with respect to any of
the trademarks or service marks mentioned above
or any use of such trademarks or service marks
except as specifically stated within this product.



TABLE OF CONTENTS

3	Magnified!™
4	Decorating
5	Supplies
6	Day 1: Magnify God
9	Day 2: Magnify God's Care
12	Day 3: Magnify God's Love
15	Day 4: Magnify God's Forgiveness
18	Day 5: Magnify God's Faithfulness
21	Mission Project
22	Video Story Summaries

VIDEO SEGMENTS

Day 1

Welcome to Thailand (2:07)
God Created Everything (2:19)

Day 2

Dr. Derbyshire's Story (3:18)
God Cares about Me (2:16)

Day 3

A New Church (3:16)
God Loves Sinners (2:55)

Day 4

Alex and Brandon's Story (3:00)
Jesus Came to Save (1:59)

Day 5

Stephen and Holly's Story (2:21)
God Is Faithful (2:54)


DIGITAL FILES

- Item 1. Thailand Missions Poster
- Item 2. Philadelphia Missions Poster
- Item 3. Mission Project Letter
- Item 4. Butterflies
- Item 5. Yes and No Butterflies
- Item 6a. Languages
- Item 6b. Day 1 Review Questions
- Item 7a. Day 2 Review Questions
- Item 7b. Day 3 Review Questions
- Item 8a. Day 4 Review Questions
- Item 8b. Day 5 Review Questions
- Item 9. The Gospel
- Item 10. Butterfly Reminder Bracelet

Days 1–5 Slides



MAGNIFIED!



What makes you stand in awe of just how big God is? Is it when you gaze up into the massive limbs of a giant oak tree or when a summer breeze stirs a field of wildflowers into waves of color? Maybe it's when you pause to take in a spectacular winter sunrise. All those things remind us of the greatness of God. But flip your perspective upside down and zoom in on the tiniest details of creation. Hold in your hand a tiny acorn that will someday become a giant oak. Bend down to sniff a wildflower and notice the delicate curl of a single petal. Observe the intricate design of a butterfly's wings as it floats effortlessly in the sky and settles on your finger. Our amazing God is not only the Creator

of all things, but He also cares about His creation, right down to the tiniest detail. And the Bible tells us that people are the most significant part of that creation. God created you and knows every detail about you—right down to the design of your fingerprints and the number of hairs on your head. God cares about everything that happens to you. Magnified! VBS will encourage kids to look closely at the details of God's amazing world and magnify, or proclaim, the greatness of God. God made us, cares about us, loves us, forgives us, and is faithful to keep all His promises to us. We can praise God together! We were made to magnify God!

Proclaim the LORD's greatness with me;
let us exalt his name together.
Psalms 34:3

VBS SCRIPTURE

O magnify the LORD with me,
and let us exalt his name together.
Psalms 34:3 (KJV)

VBS MOTTO MADE TO MAGNIFY GOD!

MAGNIFY GOD **Jesus and the Children** (John 1:1-3,12; Mark 10:13-16)

Jesus was with God in the beginning when everything was created. Nothing was created without Jesus. God sent Jesus to earth to fix the relationship between God and people. One day, people brought their children to Jesus to ask Him to bless them. But Jesus' helpers tried to stop the parents. Jesus got very angry with His disciples and told them to let the children come. Then Jesus took the children in His arms and blessed them. Every person is important to Jesus. The Bible says that every person who receives the gift of salvation Jesus came to bring and believes in His name will be called God's child.

MAGNIFY GOD'S CARE **Jesus Calmed the Storm** (Mark 4:1,35-41)

After teaching one day, Jesus used a boat to cross a lake with His disciples. A huge windstorm started. The boat started to fill up with water. Jesus was in the back of the boat asleep. The disciples woke Him up and said, "Teacher! Don't you care that we're going to die?" Jesus got up and commanded, "Silence! Be still!" The wind stopped blowing, and the water became calm! Then Jesus said to His disciples, "Why are you afraid? Do you still not have faith?" The disciples were terrified and asked each other, "Who then is this? Even the wind and the sea obey Him!"

MAGNIFY GOD'S LOVE **The Woman at the Well** (John 4:1-42)

A Samaritan woman came to get water from a well where Jesus was resting. Jesus asked the woman to give Him a drink of water. Jesus talked to the woman. Then Jesus told the woman about ways she had disobeyed God. These were things that a stranger would not know about her. She recognized that Jesus was different. Jesus told her that He is God's promised Savior. The woman left her water jar at the well and went to tell other people in the town about Jesus, the Savior. Many Samaritans from that town at first believed in Jesus because of what the woman said. Later they believed because they heard Jesus for themselves.

MAGNIFY GOD'S FORGIVENESS **Jesus and Nicodemus** (John 3:1-21; 18-20; 1 Corinthians 15:6)

Nicodemus came to visit Jesus at night. Jesus taught Nicodemus that God loved the world by sending His only Son (Jesus). Jesus came to die to take the punishment for our sins so that we could have eternal life. Some time later, Jesus was arrested. Jesus never did anything wrong. And yet He was arrested unfairly. Jesus was crucified and died on a cross. Nicodemus helped prepare Jesus' body to be buried. After three days, some women went back to the tomb where Jesus had been buried. It was empty! Jesus had risen from the dead. Jesus rose from the dead so that those who receive His gift of forgiveness can be part of God's family forever.

MAGNIFY GOD'S FAITHFULNESS **Jesus Taught about Worry** (Matthew 6:25-34)

One day, Jesus sat down on the side of a mountain and taught about what people should do when they worry. Jesus knew that people worry about many things, like having the clothes and food they need. He encouraged them to trust that God would provide for their needs. Jesus talked about everyday things like birds and flowers to help the people understand what He meant. He said, "If God cares about things as small as flowers and birds, you can trust that He cares about you, too. You are worth more than birds and flowers." The Bible is full of God's promises to provide what we need. God always has and always will keep His promises.



DECORATING

As you determine how to set up your missions area, you may want to select one wall as your focal wall to display teaching items from the insert in the center of this guide. Other areas of the room can include items that help kids feel as if they are in a backyard surrounded by butterflies. Keeping the focal wall simple with teaching items will eliminate distractions while teaching about missions.





FOCAL WALL SUGGESTIONS

- ❑ Create a mural of wildflowers or flowering bushes by cutting simple flower shapes from colored paper. Cut stems and leaves from green paper. Attach shapes to focal wall with tape to create a blooming butterfly habitat.
- ❑ Print a few butterflies from the “Butterflies” (insert item 4) onto brightly colored scrapbook paper. Cut out and attach a few to the flowering bushes. Reserve space on the focal wall to add butterflies each day as directed in the leader guide.
- ❑ Incorporate several artificial or potted plants into the space. Clip paper butterflies to the leaves or flowers.
- ❑ Place a TV with a DVD player to one side of the focal wall.
- ❑ Consider attaching butterfly shapes to the perimeter of the TV or DVD player with loops of painter’s tape.
- ❑ Display the “Thailand Missions Poster” (insert item 1) and the “Philadelphia Missions Poster” (insert item 2) on the focal wall.
- ❑ Prepare to add any insert items as they are called for each day.
- ❑ For other focal wall ideas, see *VBS 2025 Decorating Made Easy* (9798384513575).

FUN OPTIONS FOR OTHER AREAS IN MONARCH MISSIONS

- ❑ Design a photo op background. Draw and decorate oversized butterfly wings on large pieces of paper or poster board. Attach wings to the wall at a child’s height. Assemble headbands from *VBS 2025 Bumblebee Headband Craft Pack* (9798384518884). Invite a child to wear a headband and stand in front of the wings. Consider taking pictures of the children according to your church’s policies and share images with kids’ families during VBS follow-up.
- ❑ Consider dressing as a naturalist by wearing a protective hat, khaki-colored shorts or pants, lightweight shirt, pocketed vest or waist pack, and hiking boots. Don’t forget to carry a field guide, butterfly net, and a set of binoculars.
- ❑ Create butterfly garland by gluing butterfly shapes cut from “Butterflies” (insert item 4) to long strips of ribbon. Hang garland from the ceiling or attach to the room’s doorframes.
- ❑ Attach the Missions *VBS 2025 Rotation Sign* (9798384513544) near the entrance of the room.
- ❑ Display posters from the *VBS 2025 Visual Pack* (9798384513469) on walls.



SUPPLIES

EVERYDAY SUPPLIES

- ☐ Bibles
- ☐ Missions Video
- ☐ TV/DVD player, computer, or video story summaries on pages 22–24
- ☐ Dry erase board and marker
- ☐ Markers, crayons, or colored pencils
- ☐ Tape (clear and painter's)
- ☐ Scissors
- ☐ Globe
- ☐ Colored paper

MISSION PROJECT SUPPLIES*

- ☐ "Mission Project Letter" (insert item 3)
- ☐ Nonperishable food items (canned foods with pull tabs, canned meats, boxes of cereal or breakfast bars, pasta, bags of rice or beans)
- ☐ Brown paper grocery bags
- ☐ Fine-tipped markers
- ☐ Letter-sized sheets of 2-by-4-inch adhesive labels
- ☐ Scissors
- ☐ Colored pencils
- ☐ "The Gospel" (insert item 9)
- ☐ Index cards
- ☐ VBS 2025 Theme Stickers (9798384512998)
- ☐ VBS 2025 Sticky Foam Shapes (9798384512974)

* Refer to page 21 for a full explanation of the suggested mission project.

HOW TO FINANCIALLY SUPPORT FEATURED MISSIONARIES

If your church collects a VBS offering to support missionaries like these in Thailand and Pennsylvania, visit www.imb.org/vbs or www.namb.net/vbs for opportunities to give globally. Both websites will provide ways for 100% of your missions offering to fund missionary work.

Due to many legal restrictions, money should not be sent directly to missionaries, especially those in other countries.

DAY ONE

- ☐ Insert items 1–6
- ☐ "Day 1 Slides" (located in digital files)
- ☐ String or yarn
- ☐ Paper clips
- ☐ Large magnets
- ☐ Paper plates
- ☐ Rice
- ☐ Chopsticks or plastic spoons
- ☐ Timer or stopwatch

DAY TWO

- ☐ Insert items 1–5, 7a
- ☐ "Day 2 Slides" (located in digital files)
- ☐ Magnetic butterflies from Day 1
- ☐ Ziplock bags
- ☐ Adhesive address labels

- ☐ Medical supplies (adhesive bandages [non-latex], cotton swabs, gauze pads, disposable gloves [non-latex])
- ☐ Painter's tape
- ☐ Brown paper grocery bags
- ☐ VBS 2025 Theme Stickers (9798384512998)
- ☐ VBS 2025 Sticky Foam Shapes (9798384512974)

DAY THREE

- ☐ Insert items 1–5, 7b
- ☐ "Day 3 Slide" (located in digital files)
- ☐ Magnetic butterflies from Day 1
- ☐ Rubber bands
- ☐ Disposable plastic cups
- ☐ Letter-size sheets of 2-by-4-inch adhesive labels

DAY FOUR

- ☐ Insert items 1–5, 8a, 9
- ☐ "Day 4 Slides" (located in digital files)
- ☐ Magnetic butterflies from Day 1
- ☐ Disposable coffee cups
- ☐ Timer
- ☐ VBS 2025 Gospel Guide (9798384514008) (1 for every 2–3 kids)

DAY FIVE

- ☐ Insert items 1–2, 4–5, 8b, 10
- ☐ "Day 5 Slides" (located in digital files)
- ☐ Magnetic butterflies from Day 1
- ☐ Chenille stems
- ☐ Cardstock
- ☐ Index cards
- ☐ VBS 2025 Theme Stickers (9798384512998) or food-themed stickers



DAY 1

MAGNIFY GOD

WHAT YOU NEED TO KNOW

Bible Story

Jesus and the Children (*John 1:1-3,12; Mark 10:13-16*)

The Big Truth

God created everything there is, and yet He still wants to spend time with me.



Zoom In

I am important to God.

Today's Point

God sees me.

Bonus Verse

But to all who did receive him, he gave them the right to be children of God, to those who believe in his name. *John 1:12*

But as many as received him, to them gave he power to become the sons of God, even to them that believe on his name. *John 1:12 (KJV)*

GATHER YOUR SUPPLIES

- ☐ Everyday Supplies
- ☐ Insert items 1–6
- ☐ “Day 1 Slides” (located in digital files, see page 1 for downloading instructions)
- ☐ String or yarn
- ☐ Paper clips
- ☐ Large magnets
- ☐ Paper plates
- ☐ Rice
- ☐ Chopsticks or plastic spoons
- ☐ Timer or stopwatch



LEADER TIPS

- ☐ Set up a small table in the front of the room. Cut two pieces of string into 12- to 15-inch lengths. Tape the end of the first piece of string to the table. About 15–18 inches

BIBLE STORY SUMMARY

Jesus was with God in the beginning when everything was created. Nothing was created without Jesus. God sent Jesus to earth to fix the relationship between God and people. One day, people brought their children to Jesus to ask Him to bless them. But Jesus' helpers tried to stop the parents. Jesus got very angry with His disciples and told them to let the children come. Then Jesus took the children in His arms and blessed them. Every person is important to Jesus. The Bible says that every person who receives the gift of salvation Jesus came to bring and believes in His name will be called God's child.

away, tape the end of the second piece of string to the table. Print “Yes and No Butterflies” (insert item 5) on colored paper and cut them out. Tape butterflies to the loose ends of the strings and attach paper clips to the center of both butterflies. Each day, children will answer yes or no statements by using magnets to cause the butterflies to take flight.

ADVANCE PREPARATION

- ☐ Copy “Butterflies” (insert item 4) onto colored paper or print from the digital files. Cut out butterfly shapes and write one of the following words on each one: *Buddhist, statues, food, relationships, and magnify*. Tape butterflies randomly around the room.
- ☐ Print “Day 1 Butterflies” from the digital files or pull into your media program to display on a screen.
- ☐ Copy “Languages” (insert item 6a) and cut apart.
- ☐ Copy “Mission Project Letter” (insert item 3) for each child.
- ☐ Prepare a sample food giveaway bag.
- ☐ Print “Day 1 Review Questions” (insert item 6b).
- ☐ Cue the Missions Video to the Day 1 segment.



WELCOME

Welcome kids to Monarch Missions. Display the “Day 1 Slides.” Show the monarch butterfly and point out that it is orange and black. Then show the glasswing butterfly. Say: “This is not a monarch butterfly; it is a glasswing butterfly. Why do you think it is called that?” Explain that God made the glasswing butterfly with clear wings to protect it from predators. Suggest that a hungry bird might look at a glasswing and not even notice it because its wings are see-through.

Say: "Predators may not see the glasswing butterfly, but God sees you and me. That reminds me of today's Bible story. When Jesus saw the children and spent time with them, He showed them people are important to God. God sees you, and God sees me." Lead children to repeat Today's Point after you: God sees me.

INTRO TODAY'S VIDEO

- Say: “Today we are going to hear about some exciting ways that missionaries in Thailand are helping people know they are important to God.”
- Show Thailand on a globe and point out the “Thailand Missions Poster” (insert item 1) to show kids where Thailand is located.
- Point to the marked butterflies around the room. Ask five volunteers to gather them. Read the words on each butterfly and attach them to the focal wall. Challenge kids to listen for the words *Buddhist*, *statues*, *food*, *relationships*, and *magnify* as they watch the video.



insert item 1

PLAY “WELCOME TO THAILAND” DAY 1 OR TELL THE MISSIONS STORY

APPLY MISSIONS VIDEO

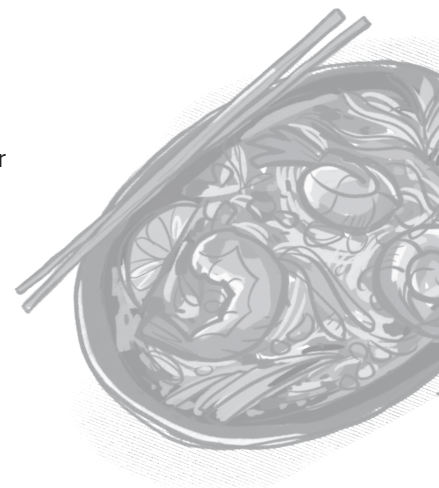
- Point to the labeled butterflies and recall how each word was used in the video. Use the following questions as discussion starters:
 - People in Thailand often say to be Thai is to be what? (*To be Thai is to be Buddhist.*)
 - What is a basic need that the missionaries help the Thai people meet? (*The team of missionaries provides food to people who are hungry.*)
 - Besides having food to eat, what else happens when the missionaries distribute food? (*The missionaries build relationships so they can tell people how important they are to God.*)
 - What does it mean when the missionaries say they are magnifying God to the people of Thailand? (*The missionaries want the Thai people to see how special and important God is because He is the one true God.*)

TRANSFER RICE

- Say: “People in Thailand eat a lot of rice! Let’s play a fun game with rice and chopsticks.”
- Set two paper plates on a flat surface a few feet apart with a set of chopsticks. (Consider using a spoon for younger kids.) Pour about ¼ cup of dried rice onto one of the plates. Lead kids to form a line on the other side of the room. Tell kids that on your signal, the first child will run to the plates and pick up the chopsticks. He will work to pick up one grain of rice with the chopsticks and transfer it to the other plate. He should leave his chopsticks on the table before returning to the group and giving the next child in line a high five. Depending on the setting of your church, consider setting a timer to see how many grains the group can move within a particular amount of time or forming multiple groups and set up multiple sets of plates.
- Say: “One way the missionaries in Thailand help people is by giving them rice and other foods when they need it. The missionaries build relationships with people because the Thai people are important to them. More than that, they are important to God.”

LARGE GROUP TIP

Show the “Thailand Missions Poster” (insert item 1) and “Philadelphia Missions Poster” (insert item 2) on a large screen by downloading the images from the digital files or pulling into your media program.



- Say: “This week we will be hearing from the Chery family. They are a missionary family in Philadelphia, Pennsylvania. Philadelphia is not where Mr. and Mrs. Chery have always lived. They were born in a country called Haiti but moved to the United States before their children were born.”
- Show Haiti on the globe and then point out the U.S. state of Pennsylvania. Call attention to the “Philadelphia Missions Poster” (insert item 2) and point out the city of Philadelphia.
- Play the video. Encourage kids to listen closely so they will be ready to answer questions afterward.

APPLY MISSIONS VIDEO

- Choose seven volunteers and lead them to line up behind the prepared butterfly table. Hold the magnet above each butterfly to demonstrate how they lift off the table and appear to fly. Tell players that they should listen as you read a question, then answer yes or no by using the magnet to lift the correct butterfly.
- Give the magnet to each child in turn and ask questions from “Day 1 Review Questions” (insert item 6b). Clarify answers and discuss the video’s content as questions are answered.
- Say: “God saw that Keysha Rene and the Chery family could do something big for Him. God sees us too. He sees me, and He sees you. You are so important to Him.”

- Say: “The Chery parents speak a few languages. Let’s try to say, ‘God sees me’ in other languages.”
- Show the “Languages” (insert item 6a) cards one at a time. Lead kids to try to repeat Today’s Point in each language: English (God sees me), French (*Dieu me voit*), and Haitian Creole (*Bondye wè mwen*). With the help of a translator app, lead kids to say Today’s Point in other languages.
- Say: “Noelson and Edna Chery can say the words *God sees me* in English, French, and Haitian Creole, but their kids like speaking English best. How do you think the kids felt when the family went to a church where only Haitian Creole was spoken? (Allow for responses.) God had something big planned for the family where soon all people would be able to worship in the language they liked best.”

- Ask: “What happens to your bellies when you haven’t eaten in a long time? (Allow for responses.) Our stomachs hurt when we are hungry. If someone goes too long without food, his body doesn’t have the energy it needs to grow and be strong.”
- Tell kids that there are people in your community who are hungry because they don’t have enough food to eat. Mention that there are also organizations in your area that give food to people who do not have enough money to buy it.
- Explain that like the missionary team in Thailand, VBS kids can help people who are hungry.
- Show the prepared food giveaway bag.
- Tell kids they have the opportunity to help people who are hungry in the community by decorating bags, bringing food items to fill the bags, design fun labels to attach to the cans or boxes of food, help people know how they can have a relationship with Jesus, and pray for the people who receive the food. Give children a “Mission Project Letter” (insert item 3) to take home that explains the mission project.
- Say: “Helping people in our community by providing food for them to eat is one way we can worship, or magnify, God. When we help people by providing for their needs, we are showing them how wonderful God is. When people see that the food was given by people who love God, they may begin to understand that God sees them and that they are important to Him.”

Lead kids to pray for missionaries as they do big things for God. Ask God to help missionaries in Thailand, Philadelphia, and all over the world as they help people understand how important they are to God. Thank God for creating our great big world and everything in it while still knowing and loving every one of us.



- Dieu me voit.
(Dju muh vwah.)
- Bondye wè mwen.
(Bunn dee-yeah
wooo-hae mwen.)





DAY 2

MAGNIFY GOD'S CARE

WHAT YOU NEED TO KNOW

Bible Story

Jesus Calmed the Storm (*Mark 4:1,35-41*)

The Big Truth

God keeps the whole universe going, and yet He still cares about what's happening to me.

Zoom In

I can trust God to take care of me.

Today's Point

God cares about me.

Bonus Verse

He will not leave you or abandon you. Do not be afraid or discouraged. *Deuteronomy 31:8b*

He will not fail thee, neither forsake thee: fear not, neither be dismayed. *Deuteronomy 31:8b (KJV)*

BIBLE STORY SUMMARY

After teaching one day, Jesus used a boat to cross a lake with His disciples. A huge windstorm started. The boat started to fill up with water. Jesus was in the back of the boat asleep. The disciples woke Him up and said, "Teacher! Don't you care that we're going to die?" Jesus got up and commanded, "Silence! Be still!" The wind stopped blowing, and the water became calm! Then Jesus said to His disciples, "Why are you afraid? Do you still not have faith?" The disciples were terrified and asked each other, "Who then is this? Even the wind and the sea obey Him!"

GATHER YOUR SUPPLIES



- ☐ Everyday Supplies
- ☐ Insert items 1–5, 7a
- ☐ "Day 2 Slides" (located in digital files, see page 1 for downloading instructions)
- ☐ Magnetic butterflies from Day 1
- ☐ Ziplock bags
- ☐ Adhesive address labels
- ☐ Medical supplies (adhesive bandages [non-latex], cotton swabs, gauze pads, disposable gloves [non-latex])
- ☐ Painter's tape
- ☐ Brown paper grocery bags
- ☐ *VBS 2025 Theme Stickers* (9798384512998)
- ☐ *VBS 2025 Sticky Foam Shapes* (9798384512974)


ADVANCE PREPARATION

- ☐ Copy "Butterflies" (insert item 4) or print from the digital files. Consider using a different color paper for each session. Cut out butterfly shapes and write one of the following words on each one: *clinic*, *doctor*, *missionary*, *erase*, and *talk*. Tape butterflies randomly around the room.
- ☐ Print "Day 2 Butterflies" from the digital files or pull into your media program to display on a screen. Examine the similarities and differences in the patterns of the two species.
- ☐ Use painter's tape to form a circle on the floor about five feet in diameter.
- ☐ Print "Day 2 Review Questions" (insert item 7a).
- ☐ Copy "Mission Project Letter" (insert item 3) for each new child.
- ☐ Establish an area in the room where kids can donate nonperishable foods for the mission project.
- ☐ Cue the Missions Video to the Day 2 segment.

WELCOME

Welcome boys and girls to Monarch Missions. Point out where kids can put canned goods or other nonperishables for the mission project. Show the “Day 2 Slides.” Say: “The monarch butterfly and the viceroy butterfly look very much alike. Predators usually leave both species alone because neither species tastes good to them.” Explain that because the viceroys look so much like the monarchs, they are both double safe.

Say: “What a great way for God to show His care for the monarch and viceroy! God’s protection for butterflies makes me think about how much God cares for you and me. I can trust God to take care of me. So can you. God keeps the whole universe going, and He still cares what happens to you.



LARGE GROUP TIPS

Show the “Thailand Missions Poster” (insert item 1) and “Philadelphia Missions Poster” (insert item 2) on a large screen by downloading the images from the digital files or pulling into your media program.

INTRO TODAY’S VIDEO

- Say: “Who remembers the country in southeast Asia where missionaries are working to help people know that they are important to God?” (Allow for responses.)
- Explain that kids will hear about some other ways missionaries in Thailand are showing God’s care for the people who live there.
- Recall Thailand’s location on a globe and show the “Thailand Missions Poster” (insert item 2).
- Call attention to the marked butterflies attached to the walls around the room. Invite five volunteers to bring them to the focal wall. Read the words that are printed on each butterfly as they are attached. Suggest kids listen for the words *clinic*, *doctor*, *missionary*, *erase*, and *talk* as they watch the video.

PLAY “DR. DERBYSHIRE’S STORY” DAY 2 OR TELL THE MISSIONS STORY

APPLY MISSIONS VIDEO

- Refer to the five marked butterflies and lead a discussion about where kids heard the words in the video. Ask a few clarifying questions such as:
 - What two jobs does Dr. Derbyshire do in Thailand? (*He’s a medical doctor, and he’s a missionary.*)
 - Besides taking care of the Thai people’s health needs, what else does Dr. Derbyshire and his team of doctors do for the people? (*They talk to them about Jesus.*)
 - What are some things the team of medical missionaries want the people to know? (*God cares about them; only Jesus can take away sins.*)

MAKE MEDICAL SUPPLY KITS

- Write *God Cares* on the dry erase board.
- Give each child a ziplock bag and an adhesive address label.
- Offer markers and encourage children to write or copy the words *God Cares* on their labels. Help children attach labels to the outsides of the ziplock bags.
- Display a variety of medical supplies on a table including disposable gloves (non-latex), adhesive bandages (non-latex), cotton swabs, and gauze. Describe each item and briefly explain how they are used.
- Invite a few kids at a time to visit the supply table and add items to their bags.
- Help children pinch the bag’s opening to seal their bags closed, if needed.
- Say: “You might choose to keep these medical supplies in the car for your family to use. If you ever need a bandage while traveling, you’ll have one in your supply bag.”
- Remark that in Thailand, medical missionaries travel with medical supplies so they can help people who need care.
- Comment: “When the Thai people visit the medical clinics, the missionaries take care of them. What a great way to show the Thai people that God cares for them!”

INTRO TODAY’S VIDEO

- Invite a volunteer to find Philadelphia on the “Philadelphia Missions Poster” (insert item 2) or to point to the city on a globe. Remind boys and girls that the parents, Noelson and Edna, grew up in Haiti, but now they live in Philadelphia.
- Show Haiti on the globe and point out how far it is between Haiti and Philadelphia.
- Say: “Today we will hear some more from the Chery family and their friend Keysha Rene about how hard it was for both generations to find a church that met each person’s needs.”
- Encourage kids to listen closely to the video so they will be ready to answer some questions.

PLAY “GOD CARES ABOUT ME” DAY 2 OR TELL THE MISSIONS STORY

APPLY MISSIONS VIDEO

- Choose seven kids to line up behind the prepared butterfly table. Give the first child in line a magnet and recall how to hold it above the magnetic butterfly to cause it to flutter above the table.
- Instruct each child in turn to listen to the question and use the magnet to answer yes or no.
- Read each statement from the “Day 2 Review Questions” (insert item 7a). Take opportunities to discuss the video’s content as kids answer questions.
- Say: “God cares about the kids in the Chery family. To help them study the Bible in English, the family started a Bible study in English. Soon more and more people began to attend.”

ADD ONE MORE


- Attach tape to the floor in the shape of a circle about five feet in diameter. Invite two volunteers to stand inside the circle with the rest of the group standing around the room’s perimeter.
- Say: “Players, when I give the signal, please leave the circle and choose one more friend to come to the circle with you. Now there should be four friends in the circle.”
- Lead kids to continue leaving and returning to the circle, doubling the number of kids with each turn, until all the kids have either squeezed into the circle or there is no more space available to add another friend.
- Say: “Did everyone fit inside the circle? It got crowded, didn’t it? I wonder if that’s what it was like in the Chery’s home after they started a Bible study. What would they do when there were too many people in their home?”
- Lead kids to talk about possible solutions. Encourage boys and girls to return to Monarch Missions next time to hear how God continued to care for the Chery family.

MISSION PROJECT

- Show the sample food giveaway bag and briefly remind kids about this week’s mission project.
- Say: “The food that you donate this week will be put into bags like this one and given to people who don’t have money to buy food from the grocery store.” Tell boys and girls that they will decorate the paper bags that people will receive.
- Open a Bible to Deuteronomy 31:8b. Read the verse aloud.
- Say: “If a family doesn’t have enough food to eat, they might feel discouraged or afraid, but when they see that God used the food that you donated, they can begin to understand how much God cares for them.”
- Give each child a grocery bag and markers. Encourage kids to draw pictures or add color, *VBS 2025 Theme Stickers* (9798384512998), or *VBS 2025 Sticky Foam Shapes* (9798384512974) to decorate the bags.
- Talk with kids about ways God shows their families and friends that He cares for them.
- Suggest kids write Today’s Point on the bags. Offer Bibles to a few children and challenge them to copy the verse words from Deuteronomy 31:8b onto their bags.
- Distribute a “Mission Project Letter” (insert item 3) to any newcomers to take home.

PRAY


Invite a volunteer to pray aloud. Close the prayer by thanking God for caring about every person. Thank Him for the Chery family. Ask God to keep sending doctors and nurses to Thailand to help sick people. Thank God we can trust Him to take care of each of us.




insert item 7a

LEADER TIPS

- Refer to the information on page 21 about this week’s suggested mission project. Explain where the food collection will be going.



insert item 3



DAY 3

MAGNIFY GOD'S LOVE

WHAT YOU NEED TO KNOW

Bible Story

The Woman at the Well (*John 4:1-42*)

The Big Truth

God is not OK with sin, and yet He still loves sinners like me.



Zoom In

I can be confident God loves me.

Today's Point

God loves me.

Bonus Verse

But God proves his own love for us in that while we were still sinners, Christ died for us.

Romans 5:8

But God commendeth his love toward us, in that, while we were yet sinners, Christ died for us.

Romans 5:8 (KJV)

GATHER YOUR SUPPLIES

- ☐ Everyday Supplies
- ☐ Insert items 1–5, 7b
- ☐ “Day 3 Slide” (located in digital files, see page 1 for downloading instructions)
- ☐ Magnetic butterflies from Day 1
- ☐ Rubber bands
- ☐ Disposable plastic cups
- ☐ Letter-size sheets of 2-by-4-inch adhesive labels



LEADER TIPS

- ☐ Set up the magnetic butterflies from Day 1.
- ☐ Prepare a jump rope from rubber bands by looping bands together using slip knots until the desired length is met. Consult the internet for video tutorials.

BIBLE STORY SUMMARY

A Samaritan woman came to get water from a well where Jesus was resting. Jesus asked the woman to give Him a drink of water. Jesus talked to the woman. Then Jesus told the woman about ways she had disobeyed God. These were things that a stranger would not know about her. She recognized that Jesus was different. Jesus told her that He is God's promised Savior. The woman left her water jar at the well and went to tell other people in the town about Jesus, the Savior. Many Samaritans from that town at first believed in Jesus because of what the woman said. Later they believed because they heard Jesus for themselves.

- ☐ Consider printing the phrase *A GIFT FROM THE KIDS AT MAGNIFIED! VBS*, along with your church's contact information, onto sheets of 2-by-4-inch labels, leaving space so a child can decorate the label. Use scissors to cut labels apart. Attach a label to a can of food to show as a sample.

ADVANCE PREPARATION

- ☐ Copy “Butterflies” (insert item 4) or print from the digital files. Consider using a different color paper for every session. Cut out the butterfly shapes and write one of the following words on each one: *sin*, *church*, *gym*, *earring*, and *loves*. Tape butterflies randomly around the room.
- ☐ Print “Day 3 Slide” from the digital files or pull into your media program to display on a screen.
- ☐ Print “Day 3 Review Questions” (insert item 7b).
- ☐ Copy “Mission Project Letter” (insert item 3) for each new child.
- ☐ Establish an area in the room where kids can donate nonperishable foods for the mission project.
- ☐ Cue the Missions Video to the Day 3 segment.

WELCOME

Welcome kids and invite them to add donated items of nonperishable food items like bags of rice or beans to the designated space. Show the “Day 3 Slide.” Say: “This is not a butterfly. It is a two-banded petrophila moth. Moths and butterflies are similar, but they are also different.” Tell kids that butterflies and moths both hatch as eggs and transform through metamorphosis into insects that fly. Inform kids that moths’ and butterflies’ bodies and wings look and move differently. Say: “One thing that makes this moth interesting is that when it is a caterpillar, it lives underwater and eats underwater plants!”

Say: “In today’s Bible story, Jesus talked with a woman at a water well. I don’t know if there were any caterpillars in the well, but I do know that the woman who met Jesus that day learned how much God loved her.”

INTRO TODAY’S VIDEO

- Say: “We have learned so much about missionaries in Thailand this week! Before we watch today’s video, let’s recall where Thailand is located.” Point to Thailand on a globe and call attention to the “Thailand Missions Poster” (insert item 1).
- Ask volunteers to recall some of the creative ways missionaries in Thailand are telling people about Jesus. Clarify kids’ comments as necessary.
- Point out the marked butterflies attached to the walls around the room. Ask five volunteers to retrieve and attach them to the focal wall. Read the words on each butterfly and invite boys and girls to listen to hear the words *sin*, *church*, *gym*, *earring*, and *loves* as they watch the video.

PLAY “A NEW CHURCH” DAY 3 OR TELL THE MISSIONS STORY

APPLY MISSIONS VIDEO

- Point to the five marked butterflies and recall when they were used in the video.
- Say: “Have you ever been to a church that met in a gym? (Allow for responses.) What a creative place to tell people about Jesus.”
- Ask the following questions and tell boys and girls to raise a hand and wait to be called on when they know the answers:
 - Where did Nathan decide to start a church? (*in a gym*)
 - Why was Nett wearing a cross earring? (*because he thought it was fashionable*)
 - What does the cross symbol mean to Christians? (*A cross is a reminder that Jesus died on a cross to take the punishment for our sins.*)
 - What happened when Nathan explained the meaning of the cross to Nett? (*He came to church and became a follower of Jesus soon after.*)
 - What does the Bible say God feels about sinners? (*Even when people sin, God loves them.*)

LARGE GROUP TIPS

Show the “Thailand Missions Poster” (insert item 1) and “Philadelphia Missions Poster” (insert item 2) on a large screen by downloading the images from the digital files or pulling into your media program.

JUMP OVER A STRETCHY ROPE


- Say: “Just like some of the people in the video, we will be exercising today. We won’t go to a gym, but let’s play a fun exercise game that kids in Thailand play. We will take turns jumping over a stretchy rope.”
- Choose two volunteers to hold the ends of the rubber band rope about as high as their ankles. Direct them to stand far enough apart so that the rubber band is stretched and is parallel to the floor.
- Lead kids to form a line and take turns jumping over the rubber band. After each round, instruct volunteers to raise the rope higher and higher as kids continue to try to jump over it.
- Say: “Great job, everyone! The game started out easy, but it got harder very quickly. Even when you messed up and got tangled up in the rope, it was still fun to play. That reminds me that God still loves me even when I mess up. God is not OK with sin, and yet He still loves sinners like me. He loves you too.”

INTRO TODAY’S VIDEO

- Point to the “Philadelphia Missions Poster” (insert item 2). Remind boys and girls that God had big plans for the Chery family. Let’s watch today’s video to find out more.

PLAY “GOD LOVES SINNERS” DAY 3 OR TELL THE MISSIONS STORY





insert item 7b

LEADER TIP

Refer to the information on page 21 about this week's suggested mission project. Explain where the food collection will be going.



APPLY MISSIONS VIDEO

- Choose eight kids to line up behind the prepared butterfly table. Give a magnet to the first child and recall how to hold it above the magnetic butterfly to cause it to flutter above the table.
- Instruct each child in turn to listen to the question and then use the magnet to answer yes or no by lifting the correct butterfly.
- Read each statement from the “Day 3 Review Questions” (insert item 7b). Clarify answers based upon what kids watched in the video.
- Say: “When God led the Chery parents to start a family Bible study, they never expected that God planned for them to start a new church. God showed His love for them by providing everything they needed to start a church in a karate studio. God cares for the Cherys, their neighbors, and the people of Philadelphia. God loves you too.”

SET IT UP; TAKE IT DOWN

- Say: “When the Cherys began having church in a karate studio, they had to bring all of their equipment with them every Saturday and set it all up. They brought things like Bibles, microphones, guitars, cords, paper, pens, and toys for kids. Everyone worked hard to set it all up, and when church was over, they had to pack it all up and take it with them. Let’s play a game where we set things up and then take it all down.”
- Form teams based upon your class size. Line teams up on one side of the room and place a stack of ten disposable cups upside down on the floor for each team along the opposite wall.
- Instruct the first child to run to the cups, stack them into a pyramid shape with four levels (four cups on the bottom, then three cups, then two cups, and one cup on top) as fast as he can, take down the pyramid tower, and return to tag the next player.
- Say: “Setting up for church every week is hard work, but it’s worth it because God loves people in Philadelphia, and they need to hear about Jesus.”

MISSION PROJECT

- Remind boys and girls that this week at Magnified! VBS, kids will be donating food items to help families who don’t have enough food to eat.
- Say: “We want the people who receive the donated food to know that God loves them. We want them to know that even though all people sin, God still loves them, and He sent His Son, Jesus, to take the punishment for that sin.”
- Show the prelabeled can of food and tell boys and girls that they will decorate labels that will be attached to the food items.
- Give each child several colored pencils and a label to decorate. Point out the preprinted contact information for the church on the labels. Suggest boys and girls decorate the space around the church’s information.
- Remark that when a family receives a can of food, they can read the information on the label and call or visit the church.
- Say: “Maybe the family will come to church and hear what the woman at the well learned: that God loves sinners so much that He sent His Son, Jesus, to be their Savior.”
- Give any newcomers a copy of the “Mission Project Letter” (insert item 3) to take home.

PRAY

Lead kids to close their eyes and think about God as you lead the prayer. Thank God for loving each kid at Magnified! VBS. Ask God to help kids understand that sin is not OK and thank Him for loving each of us, even when we sin.



DAY 4

MAGNIFY GOD'S FORGIVENESS

WHAT YOU NEED TO KNOW

Bible Story

Jesus and Nicodemus (*John 3:1-21; 18–20; 1 Corinthians 15:6*)

The Big Truth

Jesus came to save the world, and that includes me.



Zoom In

I can trust Jesus as my Savior.

Today's Point

God forgives me.

Bonus Verse

For God loved the world in this way: He gave his one and only Son, so that everyone who believes in him will not perish but have eternal life. *John 3:16*

For God so loved the world, that he gave his only begotten Son, that whosoever believeth in him should not perish, but have everlasting life. *John 3:16 (KJV)*

GATHER YOUR SUPPLIES

- ☐ Everyday Supplies
- ☐ Insert items 1–5, 8a, 9
- ☐ “Day 4 Slides” (located in digital files, see page 1 for downloading instructions)
- ☐ Magnetic butterflies from Day 1
- ☐ Disposable coffee cups
- ☐ Timer
- ☐ *VBS 2025 Gospel Guide* (9798384514008) (1 for every 2–3 kids)



LEADER TIPS

- ☐ Set up the magnetic butterflies from Day 1.
- ☐ Practice using the *VBS 2025 Gospel Guide*.
- ☐ Consider enlisting a pastor or other ministry leader to present the gospel to kids.

BIBLE STORY SUMMARY

Nicodemus came to visit Jesus at night. Jesus taught Nicodemus that God loved the world by sending His only Son (Jesus). Jesus came to die to take the punishment for our sins so that we could have eternal life. Some time later, Jesus was arrested. Jesus never did anything wrong. And yet He was arrested unfairly. Jesus was crucified and died on a cross. Nicodemus helped prepare Jesus' body to be buried. After three days, some women went back to the tomb where Jesus had been buried. It was empty! Jesus had risen from the dead. Jesus rose from the dead so that those who receive His gift of forgiveness can be part of God's family forever.

ADVANCE PREPARATION

- ☐ Copy “Butterflies” (insert item 4) or print from the digital files. Use a different color paper for every session. Cut out the butterfly shapes and write one of the following words on each one: *lanterns*, *forgive*, *gospel*, *coffee shop*, and *tablet*. Tape butterflies randomly around the room.
- ☐ Print “Day 4 Slides” from the digital files or pull into your media program to display on a screen. Examine the differences in the patterns of the two species.
- ☐ Print “Day 4 Review Questions” (insert item 8a).
- ☐ Print “Mission Project Letter” (insert item 3) for each new child.
- ☐ Print “The Gospel” (insert item 9) (1 per child).
- ☐ Cue the Missions Video to the Day 4 segment.

WELCOME

Thank kids for coming to Monarch Missions. Invite kids to place any food donations in the designated area. Show the “Day 4 Slides.” Point out that both insects are orange and black, but only one is a butterfly.

Point out the garden tiger moth and say: “This is a moth. There’s another big difference between butterflies and moths. Butterflies are active during the day, but moths fly mostly at night.”

Tell kids that in today’s Bible story, Jesus talked to a man after dark. Explain that the man learned that Jesus came to save the world and that he could trust Jesus to be his Savior. Say: “God gives us that same invitation. Just like Nicodemus, we can also trust Jesus to be our Savior.”

INTRO TODAY’S VIDEO

- Recall that kids have learned about ways missionaries in Thailand are helping the Thai people hear about Jesus. Say: “Missionaries in Thailand give food to people, help them when they are sick, and exercise with people. While they are doing all these things, they also talk about Jesus.”
- Refer to the “Thailand Missions Poster” (insert item 1) or to a globe as necessary.
- Invite five volunteers to retrieve the marked butterflies and to attach them to the focal wall. Read each word on the butterflies and suggest kids listen for the words *lanterns*, *forgive*, *gospel*, *coffee shop*, and *tablet* as they watch the video.

PLAY “ALEX AND BRANDON’S STORY” DAY 4 OR TELL THE MISSIONS STORY

APPLY MISSIONS VIDEO

- Point to the five marked butterflies and recall when they were used in the video. Review major points in the video.
- Say: “It was beautiful to see the lanterns in the night sky, but after the paper lanterns fell back to the ground, they were a crumpled mess.” Choose volunteers to answer the following questions:
 - What do many Thai people think happens by lighting a lantern? (*They are sending away their sins and bad luck.*)
 - Do the lanterns take away the people’s sins? (*No, only Jesus can forgive sins.*)
 - Why do the missionaries visit coffee shops? (*to share the gospel, the good news, to people*)

TURN IT OVER

- Gather 20–30 disposable coffee cups. Choose six kids to play a game. Form two teams. Remind kids that in today’s video, missionaries talked to people about Jesus in a coffee shop. Tell kids that they will play a game with coffee cups.
- Clear a large area in the center of the room. Separate the cups and set them randomly on the floor so that half are right side up and half are upside down.
- Say: “Team 1, your job is to turn all the cups right side up. Team 2, your job is to turn all of the cups upside down. I’ll set a timer for one minute.” Set the timer and give kids the signal to play.
- When the timer has finished, lead kids to conclude that neither team successfully turned all the cups the right direction.
- Say: “Both teams tried, but the cups kept getting flipped over. That reminds me of the lanterns the Thai people floated into the air that came right back to the ground. They hoped that the lanterns would float away and remove all their sins, but they all fell back to the ground again and did nothing except make a mess.” Remind kids that only Jesus can take away sin.

INTRO TODAY’S VIDEO

- Use the “Philadelphia Missions Poster” (insert item 2) to remind boys and girls where Philadelphia is located in the state of Pennsylvania. Say: “Just like the missionaries in Thailand, the Cherys want to share the gospel, the good news about Jesus, with people in Philadelphia. Say: “Let’s watch today’s video to see more about how they do that.”

NEHEMIAH TEAMS

Alex and Brandon are part of a Nehemiah Team. Nehemiah Teams, a program of the International Mission Board, is an 8-week summer mission opportunity for students ages 17-29 which strategically involves them in cross-cultural missions among unreached people groups.

LARGE GROUP TIP

Show the “Thailand Missions Poster” (insert item 1) and “Philadelphia Missions Poster” (insert item 2) on a large screen by downloading the images from the digital files or pulling into your media program.

PLAY “JESUS CAME TO SAVE ” DAY 4 OR TELL THE MISSIONS STORY.

APPLY MISSIONS VIDEO

- Choose six children to join you at the prepared butterfly table. Show volunteers how to hold a magnet above a magnetic butterfly to cause it to flutter above the table. Point out the words yes and no on the butterflies. Remind each volunteer to listen to the question and lift the correct butterfly with the magnet to answer the question.
- Read statements from the “Day 4 Review Questions” (insert item 8a) for kids to answer. Clear up any confusion based upon the information presented in the video.
- Say: “The first thing Pastor Chery and his team did was go out on the street and tell people the good news about Jesus.”

SHARE THE GOSPEL


- Show the *VBS 2025 Gospel Guide* (9798384514008) to the kids. Lead kids to repeat the five points: God rules. We sinned. God provided. Jesus gives. We respond. Briefly explain each point using the guide as a visual aid. Mention that our response to the gospel is the ABCs: admit, believe, and confess.
- Say: “The gospel is the good news about Jesus. In today’s video, Pastor Noelson walked around his neighborhood and talked to people. He and his friends told everyone they met that Jesus, God’s Son, took the punishment for our sin when He died on the cross. When we understand and believe it, we can be forgiven and live with Him forever. That’s the gospel!”
- Form groups of two or three kids. Give each group a Gospel Guide. Suggest kids take turns using the guide to share the gospel with other kids in the group. Position leaders close by to listen to conversations and clarify points as kids practice sharing the gospel.
- Remark: “If anyone would like to know more about the gospel or would like more information about becoming a Christian, please talk to one of your leaders about it. Your leaders would love to help you begin a relationship with Jesus.”

MISSION PROJECT

- Say: “It’s wonderful to give food to people who are hungry. Food will keep their bellies full and their bodies strong, but it won’t help people understand that they can trust Jesus to forgive their sins and be their Savior.”
- Tell children they will be preparing a flier that explains the gospel, the good news about Jesus.
- Inform kids that the fliers will be put in the food bags that are given away.
- Give each child a copy of “The Gospel” (insert item 9) and a few markers. Encourage kids to color the page neatly so the gospel message can be clearly seen.
- Challenge children to use the empty space on the page to draw a picture of what comes to their minds when they hear the word *gospel*.
- Suggest: “You might choose to draw a picture of someone reading a Bible or of two people talking about Jesus. You could draw a picture of a missionary doctor or someone giving food to people who need it. If you would rather write a Bible verse, that’s also a good choice.”
- Lead a discussion about different people a child might talk with about Jesus.
- Offer to give additional fliers to children so they can use them to share the gospel with their friends or family members.

PRAY


Ask kids to bow their heads as you lead them to pray for the Chery family and the missionaries in Thailand. Pray especially for the boys and girls who have come to VBS. Ask God to help kids understand that Jesus died to forgive their sins, and because He rose from the dead, their sins can be forgiven. Pray that kids will understand that they can trust Jesus to be their Savior.



insert item 8a

LEADER TIPS

- Never be alone with a child. It is best to have private conversations in a public area.
- Refer to the information on page 21 about this week's suggested mission project. Explain where the food collection will be going.



insert item 9



DAY 5

MAGNIFY GOD'S FAITHFULNESS

WHAT YOU NEED TO KNOW

Bible Story

Jesus Taught about Worry (*Matthew 6:25-34*)

The Big Truth

God is faithful with the big things in my life, and He will be faithful with the small things too.



Zoom In

I don't have to worry because God keeps His promises.

Today's Point

God keeps His promises.

Bonus Verse

For the LORD is good, and his faithful love endures forever; his faithfulness, through all generations.
Psalms 100:5

For the LORD is good; his mercy is everlasting; and his truth endureth to all generations.


Psalms 100:5 (KJV)

BIBLE STORY SUMMARY

One day, Jesus sat down on the side of a mountain and taught about what people should do when they worry. Jesus knew that people worry about many things, like having the clothes and food they need. He encouraged them to trust that God would provide for their needs. Jesus talked about everyday things like birds and flowers to help the people understand what He meant. He said, "If God cares about things as small as flowers and birds, you can trust that He cares about you, too. You are worth more than birds and flowers." The Bible is full of God's promises to provide what we need. God always has and always will keep His promises.

GATHER YOUR SUPPLIES

- ☐ Everyday supplies
- ☐ Insert items 1–2, 4–5, 8b, 10
- ☐ "Day 5 Slides" (located in digital files, see page 1 for downloading instructions)
- ☐ Magnetic butterflies from Day 1
- ☐ Chenille stems
- ☐ Cardstock
- ☐ Index cards
- ☐ *VBS 2025 Theme Stickers* (9798384512998) or food-themed stickers



LEADER TIPS

- ☐ Set up the magnetic butterflies from Day 1.
- ☐ Prior to the session, print or copy the "Butterfly Reminder Bracelet" (insert item 10), one per child, onto cardstock and carefully cut them out, being careful to only cut through half of the bracelet's width as shown by the dotted lines. Prepare a sample bracelet to show.

ADVANCE PREPARATION

- ☐ Copy "Butterflies" (insert item 4) or print from the digital files onto copy paper that is a different color than previously used. Cut out the butterfly shapes and write one of the following words on each one: *glasses*, *Scripture*, *camp*, *culture*, and *worry*. Tape butterflies randomly around the room.
- ☐ Print "Day 5 Slides" from the digital files or pull into your media program to display on a screen.
- ☐ Print "Day 5 Review Questions" (insert item 8b).
- ☐ Cue the Missions Video to the Day 5 segment.

WELCOME

Greet kids and welcome them to Monarch Missions. Invite kids to place any food donations in the designated area. Show the “Day 5 Slides.” Tell kids that monarch butterflies lay their eggs on the leaves of the milkweed plant. Say: “Monarchs don’t lay eggs on sunflowers or tulips or roses. God made monarchs to lay eggs only on milkweed.” Explain that God is faithful to provide milkweed plants for the monarch butterflies.

Say: “God is faithful to care for you too. He is faithful in the big things, and He is faithful in the small things too. In today’s Bible story, we learned that we don’t have to worry because God is faithful. He always keeps His promises.”

INTRO TODAY’S VIDEO

- Remind kids that you have been learning about some creative ways that God cares for missionaries and helps them do the things He wants them to do. Say: “Missionaries in Thailand don’t have to worry because whenever God gives them a job to do, He is faithful to help them do it.”
- Point to the “Thailand Missions Poster” (insert item 1) or a globe to remind kids where Thailand is located.
- Choose five volunteers to gather the marked butterflies and to attach them to the flowers on the focal wall. Read the words and ask children to listen to hear the words *glasses*, *Scripture*, *camp*, *culture*, and *worry* while the video plays.

PLAY “STEPHEN AND HOLLY’S STORY” DAY 5 OR TELL THE MISSIONS STORY

APPLY MISSIONS VIDEO

- Mention the five words that were written on today’s butterflies. Ask kids to recall how they were mentioned in today’s video and fill in any gaps as necessary.
- Ask a few questions to review:
 - When the Wrights give reading glasses to the people in Thailand, what do they ask them to read? (*Bible verses or the gospel*)
 - What sometimes happens after people read the Bible verses? (*Conversations about God are started.*)
 - How does the Thai culture make it easy for kids in Thailand to worry? (*The culture is demanding with stressful homework and chores.*)
 - What does the Wright family want the kids in Thailand to know? (*They don’t have to worry because God is faithful and He keeps His promises.*)
 - What did the missionaries suggest we do to help the people in Thailand? (*Pray that God’s Spirit will move in Thailand and that the Thai people will follow Jesus.*)



LARGE GROUP TIP

Show the “Thailand Missions Poster” (insert item 1) and “Philadelphia Missions Poster” (insert item 2) on a large screen by downloading the images from the digital files or pulling into your media program.

CONSTRUCT GLASSES

- Write today’s bonus verse (Psalm 100:5) on a dry erase board.
- Invite kids to read the verse with you. Challenge boys and girls to cover their eyes and say the verse from memory.
- Recall that the missionaries in Thailand provide glasses for people who need them so they can see what they are reading. Say: “Let’s have some fun and create some reading glasses. I hope that when you wear them, you will remember to pray for the Wrights and the rest of the team that serves in Thailand.”
- Offer chenille stems and lead kids to bend and twist them to fashion a pair of glasses to wear. Encourage kids who already wear glasses to put them on top of their glasses.
- Suggest boys and girls look through them and read the verse.
- Remark: “Reading Bible verses at the eye clinic is a great way for missionaries to help people in Thailand know that God loves them and that He is faithful. I hope that these fun glasses will help you remember to pray for the missionaries in Thailand. Pray that there will be many conversations about Jesus at eye clinics.”

LEADER TIP

Tape the ends of chenille stems to prevent kids from getting scraped or scratched as they wear their glasses.

INTRO TODAY’S VIDEO

- Ask: “What is the name of the missionary family that serves in Philadelphia?” (*the Chery family*) Refer to the “Philadelphia Missions Poster” (insert item 2) as necessary.

- Recall that God had big plans for the Chery family to start a church in Philadelphia. Say: “The church started with a Bible study in the Cherys’ home, but they soon outgrew it and began meeting in a karate studio.
- Say: “The new church in Philadelphia was started with kids in mind. When you watch today’s video, listen to hear about all the ways kids are involved.”

PLAY “GOD IS FAITHFUL” DAY 5 OR TELL THE MISSIONS STORY

APPLY MISSIONS VIDEO

- Select six kids to come to the front of the room. Invite them to stand at the prepared butterfly table and recall how to use the magnet to answer a review question about the Chery family. Lead volunteers to take turns listening to each question and using the magnet to lift the correct butterfly to answer the question.
- Refer to the “Day 5 Review Questions” (insert item 8b) for questions that volunteers will answer. Clarify any details as needed according to the video.
- Say: “At the First Haitian Metanoia Baptist Church, people of all ages have a job to do. Even kids do things like lead worship, run the sound board, or even teach (with the pastor’s help!)”
- Comment that because of the start of a new church, there are many jobs to do. Tell kids that families at the new church have learned that God is faithful to provide people of all ages to do both the big jobs and the small jobs.

DESIGN A REMINDER BRACELET


- Open a Bible to Psalm 100:5 and read today’s bonus verse. Remind boys and girls that they don’t have to worry because God keeps His promises.
- Show the sample bracelet. Demonstrate how to wrap the bracelet around a wrist and secure it by sliding one slit into the other.
- Give each child a precut “Butterfly Reminder Bracelet” (insert item 10) and colored pencils or markers. Lead kids to decorate the butterfly’s wings or personalize their bracelets in other ways. Help kids fasten bracelets around their wrists.
- Say: “Look at the bracelet’s strap around the back of your wrist. What does it say? (Allow for responses.) Yes, God does keep His promises, so we don’t have to worry!”
- Recall that in the video, Keysha Rene learned that she didn’t have to worry about anything because God keeps His promises. Say: “God keeps His promises to you, too.”

MISSION PROJECT

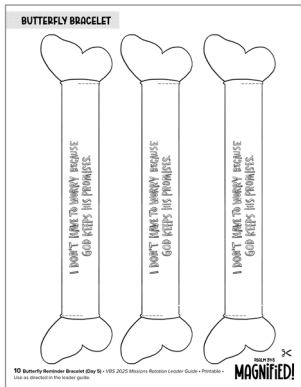
- Say: “All this week we have collected cans of meat, bags of beans, boxes of cereal, and even cans of fruit and vegetables. Everyone was so generous and kind! The food you donated will help many, many people who need some extra help.”
- Recall that boys and girls decorated bags to carry the food items and they designed labels that will go on the food boxes that will help people know more about God’s gift of Jesus.
- Remark: “You even designed a flier that explains how to trust in Jesus. There is one more way we can help people. We can remember to pray for them.”
- Tell children that they will create a prayer reminder to keep.
- Give each child an index card, markers, and *VBS 2025 Theme Stickers* (9798384512998) or food-themed stickers. Suggest children add stickers, drawings, or words that will remind them to pray.
- Say: “Whenever you see your card, I hope you say a prayer for the families that receive the food that we collected this week. I hope you pray that they will understand God’s love and care for them.”
- Suggest that boys and girls also use the card to be reminded to pray for the Chery family and the team of missionaries in Thailand as they work to magnify God and lead people to know how much God loves them.

PRAY

Invite children to think about God as you pray. Thank God for being faithful in both the big things and the small things in our lives. Thank God that kids don’t have to worry about anything. Ask God to help kids remember that He always keeps His promises to them. Thank God for His faithfulness to missionaries in Philadelphia, Thailand, and around the world. Pray that people will come to know Jesus because of missionaries like the Cherys and the team in Thailand.



insert item 8b



insert item 10

LEADER TIP

Refer to the information on page 21 about this week’s suggested mission project. Explain where the food collection will be going.

MISSION PROJECT

This week at Magnified! VBS, kids are experiencing the awe and wonder of God, balanced with the humble discovery of how special and important each person is to Him. Children will have an active role in leading others to discover this truth. Kids will participate in a Mission Project that will help people in need within the community. Boys and girls will be asked to bring nonperishable food items that will be donated to a local food pantry or distribution organization. Children will also personalize distribution bags, design labels with information about a local church, and prepare an insert with information about the gospel, the good news of Jesus. Kids will be encouraged to pray for the families that receive the food items long after VBS is over.

MISSION PROJECT SUPPLIES

- ☐ “Mission Project Letter” (insert item 3)
- ☐ Nonperishable food items (canned foods with pull tabs, canned meats, boxes of cereal or breakfast bars, pasta, bags of rice or beans)
- ☐ Brown paper grocery bags
- ☐ Markers
- ☐ Letter-sized sheets of 2-by-4-inch adhesive labels
- ☐ Scissors
- ☐ Colored pencils
- ☐ “The Gospel” (insert item 9)
- ☐ Index cards
- ☐ VBS 2025 Theme Stickers (9798384512998)
- ☐ VBS 2025 Sticky Foam Shapes (9798384512974)

ADVANCED PREPARATION


- ☐ Copy “Mission Project Letter” (insert item 3) and “The Gospel” (insert item 9) or print from the digital files (1 per child).
- ☐ Print the phrase *A GIFT FROM THE KIDS AT MAGNIFIED! VBS*, along with your church’s contact information, onto the sheets of 2-by-4-inch labels, leaving space so a child can decorate the label. Use scissors to cut labels apart.
- ☐ Prepare a sample food giveaway bag.

LEADER TIPS

- Select someone to coordinate the mission project.
- Contact a local food pantry or summer feeding program to discover what is most needed in your community. Specifically mention these items in the “Mission Project Letter” (insert item 3).
- Decide which food distribution organization(s) will receive the donated items.
- Use the “Mission Project Letter” (insert item 3) to communicate with families and church members what items you will be collecting.

Instructions

- Explain that the missionaries that kids are learning about this week help people in many ways. They meet their physical needs by providing medical care and food, and they share the gospel, the good news about Jesus, with them.
- Show the prepared food giveaway bag. Say: “At Magnified! VBS, we will help people in our community who do not have enough food to eat. We will collect food items to donate to a local food pantry. We will also give them some information about how to follow Jesus.”
- Give each child a large paper grocery bag. Guide kids to decorate bags that will be used to carry the donated food. Open a Bible to Deuteronomy 31:8b and challenge a child to copy the verse on her bag. Offer *VBS 2025 Theme Stickers* (9798384512998) and *VBS 2025 Sticky Foam Shapes* (9798384512974) to decorate the bags.
- Distribute adhesive labels with your church’s information preprinted on them. Encourage kids to decorate labels with colored pencils. Remark that labels will be attached to the food bags so that the people who receive the food know where to come to learn more about Jesus.
- Give each child a copy of “The Gospel” (insert item 9) and a few markers. Tell kids that they will be preparing a flier that explains the gospel. Notify boys and girls that the decorated fliers will be given to the people who receive the food. Encourage kids to color the page neatly so the gospel message can be clearly seen. Suggest kids draw a picture or write a Bible verse in the page’s empty space of what comes to their minds when they hear the word *gospel*.
- Mention another way that kids can help people. Kids can pray for the people who receive the food giveaway bags. Lead kids to design prayer reminders to keep. Offer index cards, markers, and *VBS 2025 Theme Stickers* (9798384512998) or food-themed stickers. Suggest children add stickers, drawings, or words that will remind them to pray. While kids work, voice a prayer for the people who will receive the donated foods.




VIDEO STORY SUMMARIES

DAY 1

Welcome to Thailand

Thailand is a country known for beauty, food, and the Buddhist religion. Approximately 95% of Thais are Buddhists. It's often said, "To be Thai is to be Buddhist." Large Buddha statues are worshiped all over Thailand.



As believers in Jesus, the International Mission Board (IMB) team serves the one true God. They want to magnify Him to all the people in Thailand. That is over 68 million people, so they have a lot of work to do.

In addition to Buddhism, Thailand is also known for its food. Thai street food is amazing and very popular. One common street food is pork on a stick with peanut sauce. It is delicious! Food is a basic need that we all have and can't live without. Tara's team is meeting the Thai people's basic needs so the team can get to know the Thai people better and hopefully tell them about Jesus.

For example, Tara's team took food out to the remote areas of Thailand because they had very little to eat. This allowed the team to build relationships with the local Thai people. They told them how much God loves them and that they are important to Him.

Get ready to explore more of what God is doing in Thailand as we learn about God's greatness, forgiveness, and love for us! We were made to magnify God!

God Created Everything

Keysha Rene lives in Philadelphia, Pennsylvania, and goes to First Haitian Metanoia Baptist Church. It is different from any other churches around Philadelphia or, well, anywhere. The church's story begins with Noelson and Edna Chery.

Noelson and Edna were born in Haiti and grew up speaking Haitian Creole and French, but they also speak English. Noelson and Edna's family can speak to each other in Creole, but if the kids were honest, they would rather talk in English. To someone on the outside, conversations in the Chery house might be hard to follow as they bounce from one language to the next. It is not just the conversations that are busy and hard to follow. The Cherys' lives are busy, too. Noelson works as an academic advisor at a university where he also teaches French and Spanish. In addition to his full-time job at the university, the Cherys were very active in their church. They led youth groups and taught Sunday school classes. By the time you add in all the stuff that a family with



four boys has to do, they had no time to do anything else. God saw something special in the Cherys, though—something that would allow Him to do something big!

Noelson and Edna always had a passion for the church and for Christ, but they never imagined they would start a church in 2020. God saw that the Cherys could do something big for Him, and He saw that Keysha could be a part of it. Today's Point is that God sees you. God created everything in the world, and He sees you. He sees you, and you are important to Him.

DAY 2

Dr. Derbyshire's Story

Today we are going to learn about Dr. Derbyshire, a doctor and a missionary in Thailand. Like food, another basic need all people have is the need to see a doctor, especially when they are sick. Dr. Derbyshire was called to be a medical missionary and now serves in mobile clinics that treat the Thai people.



In Thailand, there are many people who don't know God and are spiritually sick. The Thai people have a desperate desire to get rid of the sin that they know they have. They go to the temples and make offerings of money, gold, and flowers. They do whatever they think is good, hoping that it might erase the sin that they know is inside them.

Medicine is how Dr. Derbyshire tells the Thai people about the gospel. When he talks to the people about how to take care of their physical needs, it opens the door to talk about their spiritual needs and their need for a Savior. The mobile clinics allow the International Mission Board medical team to talk to over 200 people in a day. The mobile clinics are a great avenue for sharing the gospel.

This story reminds us that God cares about us. God cares about me. God cares about you. God cares about everyone, even people who have never heard about Him.

God Cares about Me

Keysha Rene lives in Pennsylvania, but she didn't always live there. She grew up in the country of Haiti. Because of this, she didn't feel like she was all American, but she also didn't feel like she was all Haitian. She was somewhere in between. In that way, she was very similar to the Chery boys. The Chery boys understand when their parents speak in Creole, but they prefer English. For Haitian kids, the feeling of not belonging could especially be present in church.

The first church the Cherys attended in Philadelphia did everything in Creole. Since many kids could not speak Creole, it caused a lot of frustration for the youth. Noelson and Edna feared that the kids were just waiting until they were 18 years old and would stop attending church altogether. The Cherys could not find a Haitian church that met the needs of their entire family, so they decided to start a Bible study in their home to meet the needs of their kids. As more students and parents heard about the Cherys' Bible study, it started to grow.

It was at the Cherys' Bible study that Keysha realized that God cares about everybody, even her. That is the Big Truth for today. Even though God controls the whole universe, He still cares about you. And that means you can trust God to take care of you. God cares about you and cares for you.

DAY 3

A New Church

Did you know God loves you? God loves me and God loves you. God also loves the Thai people, but many of them don't know that. Tara's teammate Nathan wanted to find a way to tell the Thai people about God's love for them. He decided to start a church, but first he needed to find a place for the church to meet.



Nathan heard about a gym that had just opened five minutes from his house. Nathan and his wife began going to the gym, and they quickly saw the value in the community that was there. The gym was becoming their way to the Thai people. It allowed them to share the gospel and Christ. Nathan decided to start a church in the gym.

One day while hanging around the gym, Nathan met a Thai man named Nett. Nathan saw that Nett was wearing a cross earring. Nathan asked Nett about his earring and if he was a Christian. Nett responded that the earring was just fashion. This conversation about an earring allowed Nathan to share with Nett about Christ and what the cross actually means. This conversation led to Nett accepting Christ just a few days later after he attended church and heard a story about a lost son who came back home to his father.

God used this story from the Bible to change Nett's heart. That story reminds us that God is not OK with sin, and yet He still loves sinners like Nathan, like Nett, and like you. Romans 5:8 says, "But God proves His own love for us in that while we were still sinners, Christ died for us." That is amazing love!

God Loves Sinners

Keysha Rene was born in Haiti, but now she lives in Philadelphia. Kids who were born in a different country like Keysha don't always feel like they belong to the same world as their parents or to the same world as other students. When the Cherys started

a Bible study in English, Keysha wanted to be a part of it.

The Cherys hadn't planned for other people to show up to their home Bible study, but they did. The word got out, and people saw that the Cherys were offering something that they couldn't find anywhere else in their area. They started to bring their kids to the Cherys' home Bible study. Eventually someone asked the question, if we are bringing the kids to Bible study, why don't we just have church for everybody?

As the Cherys' Bible study grew, there were more people coming than the house could hold. The Cherys never planned to start a church, but they were willing to follow God's plan for their Bible study. They began meeting at a karate studio. They would set up on Saturday afternoons and use the space on Sunday mornings. The setting up and breaking down was a lot of work, but it was worth it. They believe that God has a great plan and that the church is alive. God is still raising up generations of Christ followers, and the Cherys want to be a part of it!

God used the Cherys to show Keysha that He cares for everybody, even kids like her. She realized that God loves her, and that is Today's Point: God loves me.



DAY 4

Alex and Brandon's Story

Every year in Thailand, thousands of lanterns are released as part of a Buddhist festival. If you've seen a certain animated movie, you may be familiar with this sight. What is the meaning of releasing a lantern? Where do all these lanterns go?

The lanterns are made of rice paper and bamboo. It is believed that by sending these lanterns into the sky, the people are sending away their sins and bad luck into the air.

Traditionally, the festival is meant as a time to obtain merit and give worship to Buddha. Thai Buddhists will say a prayer and make a wish before letting go of the lantern. It's easy to get swept away by the wonder and beauty of this festival. Can releasing a lantern really release sins?

The thing about releasing sins is they always come back to you. The next day, the lanterns are scattered throughout the city. What goes up must come down. Our attempts to rid our lives of sin without God's forgiveness will end up like the fate of the lanterns.

Only Jesus can forgive sins, but we must believe in Him. John 3:16 says, "For God loved the world in this way: He gave his one and only Son, so that everyone who believes in him will not perish but have eternal life. That is the gospel! That is the good news!"

And every day, Tara and her team look for ways to share this good news. Two of Tara's teammates, Alex and Brandon, were

able to share Jesus with workers at a local Thai coffee shop because they were looking for intentional ways to share the gospel with the Thai people.

Let's pray for Tara and her team in Thailand and look for ways we can tell others about Jesus like Alex and Brandon do.

Jesus Came to Save

Keysha Rene is part of a new church in Philadelphia. The Cherys started this church in a very big city with a lot of people who know nothing about Jesus.

The first thing the Cherys did was go out on the streets and tell everyone they met about the gospel. *Gospel* comes from a Greek word that means "good news." The good news that the Cherys were sharing is this: we all do wrong things, but Jesus, God's perfect Son, came to earth and took our punishment by dying on a cross. Because of Jesus' sacrifice, we can be forgiven for all the wrong things we do, and one day we can live with Him forever.

The Cherys want to preach the gospel and have a strong church that raises up generations of servants and ministers. A lot of the people the Cherys met had never heard the good news and some of them decided to come visit the new church. Some of them decided to follow Jesus and were baptized.

Jesus came to save our world, and that includes you. That is the Big Truth for today. We can trust Jesus to be our Savior, and we can know that He will forgive us for anything we have done. The Cherys and their church want everyone to know that Big Truth.

DAY 5

Stephen and Holly's Story

Who is ready to learn about some more members of Tara's team? Today, we will be learning about Stephen and Holly Wright. They are IMB missionaries who live in Thailand.

The Wrights hold clinics in Thailand to help people who need new glasses. You know how you have to read an eye chart when you go to the doctor? At these clinics, instead of reading a typical eye chart, they have the Thai people read Bible verses or parts of the gospel. Reading the Scripture often starts conversations about God and opens the door to share the good news about Jesus. These eye clinics are a great way to magnify God and help the Thai people know that God loves them and cares about them.

Another way the Wrights show the Thai people God's love is by holding fun summer camps. Thai culture can be very demanding. Kids in Thailand often have a lot of homework, chores, and things that cause them to stress and worry. Camp is a great way for them to unwind, relax, have some fun, and learn

a little about Jesus! The Wrights try to tell the kids that they don't have to worry because God keeps His promises. God is faithful with the big things in life, and He will be faithful with the small things too. Psalm 100:5 says, "For the LORD is good, and His faithful love endures forever; His faithfulness, through all generations."

The team's goal is for all the millions of people in Thailand to hear the good news of Jesus and to plant healthy churches. Let's pray for the people of Thailand, the Wright family, and the rest of Tara's team. Pray that God's spirit will move in Thailand and that the Thai people will ask Jesus into their hearts.



Remember, God sees us, cares about us, loves us, forgives us, and is faithful to keep all His promises to us. We can praise God together! We were made to magnify God!

God Is Faithful

Every church is special, and it takes a lot of work to make a church possible. First Haitian Metanoia Baptist Church is special to a girl named Keysha because it feels like a promise that God made to her. There is no other church like it in all of Philadelphia. It started as a Bible study for the children of people who moved to Philadelphia from Haiti. Now it is a growing church with many of those same students serving as leaders.

The youth are a key part of the church. They don't have to wait until they are adults to be leaders. They are serving the church as leaders right now. Keysha leads service and is part of the worship team. Another student runs the sound board and sometimes, with the help of Pastor Noelson, another student will even lead the message. The Cherys want the students to know that they are here to impact the world. They want to be sincere friends who will teach and lead the students. First Haitian isn't just a way to reach kids from Haiti for Jesus. It is also a church where kids play an important part in making church happen. These kids have become young ministers of the Word of God. Parents are overjoyed at seeing their children lead the service and work to make church possible. Families come to worship at First Haitian because they see what the Lord is doing through the Cherys and their church.

Through this church, Keysha has learned that God is faithful in all parts of her life, both big and small. She doesn't have to worry about any of it because God always keeps His promises. That is our last Big Truth this week. God has kept His promises to Keysha, to the Cherys, and to all the young people who make up First Haitian. God will keep His promises to you too.





REACH VBS FAMILIES WITH THE GOSPEL



VBS 2025 GOSPEL WRISTBANDS

005850224 • ISBN 9798384513995 • \$9.50
(pkg. of 10)

VBS 2025 PARENT GUIDE

005850226 • ISBN 9798384514015 • \$7.50
(pkg. of 10)



VBS 2025 GOSPEL GUIDE

005850225 • ISBN 9798384514008 • \$9.50
(pkg. of 20)

VBS 2025 THE GOSPEL: GOD'S PLAN FOR ME CSB®

005567177 • ISBN 9781430066965 • \$4.99
(pkg. of 10)



**GET EVERYTHING YOU NEED TO START
PLANNING YOUR BEST VBS EVER!**

Prices and availability subject to change.

Lifeway VBS

MADE TO MAGNIFY GOD!

Hold in your hand a tiny acorn that will someday become a giant oak. Bend down to sniff a wildflower and notice the delicate curl of a single petal. Observe the intricate design of a butterfly's wings as it floats effortlessly in the sky and settles on your finger. Our amazing God is not only the Creator of all things, but He also cares about His creation, right down to the tiniest detail. Magnified! VBS will encourage kids to look closely at the details of God's amazing world and magnify, or proclaim, the greatness of God. We can praise God together! We were made to magnify God!

Lifeway® VBS

lifeway.com/vbs