



FAITHFUL PROMISES

PRESCHOOL ACTIVITY BOOK





FAITHFUL PROMISES

PRESCHOOL ACTIVITY BOOK

Lifeway Press®
Brentwood, TN



**EDITORIAL TEAM
KIDS MINISTRY
PUBLISHING**

Chuck Peters
Director, Kids Ministry

Jeremy Carroll
Publishing Manager,
VBS, Hyfi, and
Kids Discipleship

Kayla Stevens
Publishing Team Leader

Becky Suggs
Erin Stache
Writers

Ellie Thomas
Content Editor

Jennifer Siao
Production Editor

Alli Quattlebaum
Graphic Designer

©2023 Lifeway Press®

No part of this work may be reproduced or transmitted in any form or by any means, electronic or mechanical, including photocopying and recording, or by any information storage or retrieval system, except as may be expressly permitted in writing by the publisher.

Requests for permission should be addressed in writing to

Lifeway Press®
200 Powell Place, Suite 100
Brentwood, TN 37027

ISBN: 978-1-0877-8387-1

Item 005842196

Dewey Decimal Classification Number:

268.432

Subject Heading: Discipleship—Curricula\God\
Bible—Study

Dewey Decimal Classification Number: 248.82

Subject Heading: CHRISTIAN LIFE \ JESUS
CHRIST--TEACHINGS

Printed in the United States of America

Kids Ministry Publishing
Lifeway Church Resources
200 Powell Place, Suite 100
Brentwood, TN 37027

We believe the Bible has God for its author; salvation for its end; and truth, without any mixture of error, for its matter and that all Scripture is totally true and trustworthy. To review Lifeway's doctrinal guideline, please visit lifeway.com/doctrinalguideline.

Unless otherwise indicated, all Scripture quotations are taken from the Christian Standard Bible®, Copyright © 2017 by Holman Bible Publishers. Used by permission. Christian Standard Bible® and CSB® are federally registered trademarks of Holman Bible Publishers.

TeamKID® is a registered trademark of Lifeway.

CONTENTS

1	God, the Faithful Provider	5
2	God's Good Rules	7
3	A Broken Relationship	9
4	Sin Spread to Other People	11
5	God's Faithful Warning	13
6	God's Faithful Servant	15
7	God, the Protector and Judge	17
8	God's Good Promise to Noah.	19
9	The People's Broken Promises.	21
10	A Promised Blessing	23
11	A Promised Hope	25
12	An Unbreakable Promise	27
13	A Promised Son	29
14	A Promise to Provide	31
15	A Renewed Promise	33
16	A Promise Remembered	35
17	A Promised Provider	37
18	A Promised Future.	39
19	God Met with Moses	41
20	A Promise Fulfilled	43
21	God's Rescue of His People	45
22	God's Promise with Moses	47
23	More Broken Promises.	49
24	God is With Us.	51
25	God is Just and Forgiving	53
26	A Promise Renewed	55
27	The Promise Kept	57
28	God's People Rejected Him.	59
29	Saul Disobeyed God	61
30	God Chose a New King.	63
31	The Kingdom Established	65
32	God's Covenant Promise with David	67
33	God is Kind	69
34	God's Promise to David Fulfilled.	71
35	Israel's Kings Disobeyed	73
36	The Promised One	75
Bonus Session 1	Jesus is Our Peace	77
Bonus Session 2	Jesus is Our Foundation	79
Bonus Session 3	Jesus is Our Deliverer	81
Bonus Session 4	Jesus is Our King	83



Parents & Families,

Thank you for giving us the opportunity to work with your preschooler in TeamKID! TeamKID is a fun, high-energy ministry that encourages kids to know Jesus Christ and to grow in a relationship with Him. All parts of TeamKID—Bible stories, Bible verses, life application, missions, and recreation—connect to teach life lessons to kids.

The TeamKID motto is descriptive of
what we try to accomplish:

Learning About God • Using the Bible • Living for Jesus

TeamKID helps preschoolers through a study of God's Word. Using fun activities and Bible material, kids can apply the Bible verses they learn to know how God wants them to live. A missions experience every week will open their eyes to the need of people around the world to hear about Jesus.

On the opposite side of this letter you will find a list of the topics we will be studying. We pray God will use these resources and our teaching to help your preschoolers apply these messages to their lives.

Sincerely,
The TeamKID Team

GOD, THE FAITHFUL PROVIDER

GOD MADE THE WORLD.

**THIS WEEK'S
BIBLE STORY:**

God Created the World
(Genesis 1)

LORD,
your
faithful love
reaches to
heaven.
Psalm 36:5a

MATCH THE DAYS OF CREATION

Do you remember what God created on each day? Draw lines to match the days of creation (numbers) to the pictures of what God made each day. Use the shapes as a guide to help you match the day and creation picture together.

1

2

3

4






5

6



COLOR GOD'S CREATION

In each box, color the object God created the same color as the outside of the box around it.



Your child is learning that **God made the world**. This week, encourage your child to think about things God created that we need to live (i.e. water, food, shelter). Read Genesis 1 throughout the week and talk about how God created and faithfully provided everything we need to live.

GOD'S GOOD RULES

GOD MADE PEOPLE TO LOVE HIM.






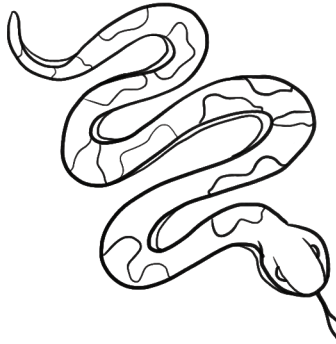

LORD,
your
faithful love
reaches to
heaven.
Psalm 36:5a

THIS WEEK'S BIBLE STORY:

God Created People
(Genesis 1-2)

TAKE CARE OF THE ANIMALS


Help Adam and Eve take care of the animals by finding and coloring the six animals in the picture.



When God made people, He gave them the job of taking care of the garden and the animals. God made people to love Him too. God loves people and wants what is best for them. He gave Adam and Eve one rule to follow in the garden. Adam and Eve could show their love by obeying God's good rule.

DRAW A SELF PORTRAIT

Draw a picture of yourself in the frame. With the help of a grown-up, fill in the spaces with answers that describe how God made you.



GOD MADE ME!

My name is _____.

I am _____ years old.

I have _____ hair.

I have _____ eyes.

I love God because

_____.

GOD MADE PEOPLE TO

LOVE HIM.



Your child is learning that **God made people to love Him.** This week, read Genesis 1:27. Encourage your child to think about the amazing ways God created him. Talk about how God made people with a special purpose: to love God. Help your child think of reasons why he loves God and say a prayer thanking Him for those reasons.

SESSION
3

A BROKEN RELATIONSHIP

PEOPLE DISOBEYED GOD.

**THIS WEEK'S
BIBLE STORY:**

Adam and Eve Disobeyed God
(Genesis 3)

LORD,
your
faithful love
reaches to
heaven.
Psalm 36:5a

MATCH THE PICTURES




Look at the pictures below. Draw lines to match the broken pieces together.



When God made the world, it was perfect and good. But people broke God's good rule. They disobeyed God. The good news is Jesus came to fix what was broken!

WHICH CAME FIRST?

Look at each set of pictures. Circle the picture that came first. Then trace the letters to reveal the first book of the Bible.



Genesis



Your child is learning that **people disobeyed God**. This week, discuss what it means to disobey God. Explain to your child that when we disobey God, this is called sin. Remind your preschooler that even though we make mistakes, God never stops loving us.

SIN SPREAD TO OTHER PEOPLE

WE SHOW LOVE WHEN WE OBEY GOD.

THIS WEEK'S BIBLE STORY:

Cain and Abel
(Genesis 4)

For this is what love for God is: to keep his commands.
1 John 5:3a


FIND THE LETTERS

Can you find and circle the letters to spell the word "OBEY" in the box below? Use the guide under the box to find the correct letters.



COUNT THE OFFERINGS

Cain and Abel each brought offerings to God. Cain brought food he had grown. Abel brought the firstborn of his sheep. Look at each set of pictures. Count the objects and circle the correct number in each box.




Abel's Offering

3 4 5



COLOR ME!



Cain's Offering

3 4 5



Your child is learning that **we show love when we obey God**. This week, talk about ways your family can show love to God as you obey His Word. Remind your child that God is pleased when we obey Him.

GOD'S FAITHFUL WARNING

GOD WANTS US TO OBEY HIM.



For this is what love for God is: to keep his commands.
1 John 5:3a

THIS WEEK'S BIBLE STORY:

God Warned Noah
(Genesis 6:5-22)

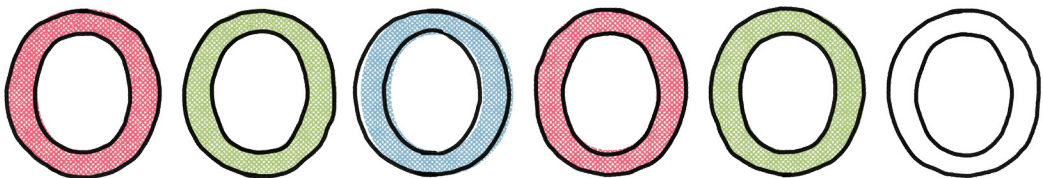
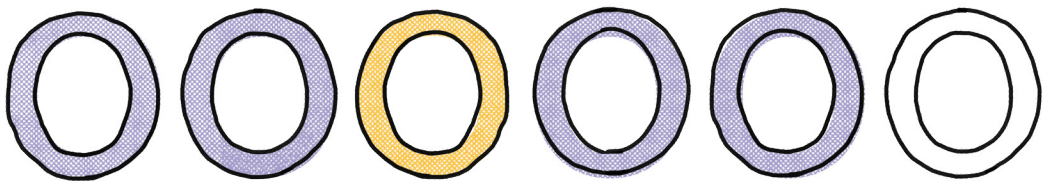


WHAT SHOULD NOAH BRING?

God told Noah what to bring on the ark. Circle and color the pictures below that are things God told Noah to bring. Place an "x" over the things God did not tell Noah to bring.



FINISH THE PATTERN

God wants us to obey Him. "Obey" starts with the letter "O."
Look at each row of O's. Follow the pattern and color the last
O in each line the correct color.



Your child is learning that **God wants us to obey Him.**
This week, talk about why it is important to obey God.
Remind your child that God is pleased when we obey Him,
but even when we do not, He still loves us.

GOD'S FAITHFUL SERVANT

GOD WANTS US TO OBEY HIM NO MATTER WHAT.



**THIS WEEK'S
BIBLE STORY:**

Noah Obeyed God
(Genesis 6-7)

For this
is what
love for God
is: to keep his
commands.
1 John 5:3a


MATCH THE ANIMAL SHADOWS



Find the correct shadow for each animal.





STUDY A BIBLE PERSON: NOAH

Trace the lines to put the letters in order. Ask a grown-up to read the facts about Noah underneath his name and circle the correct picture to complete the facts.



Noah was a righteous man. This means he did what was   (right).

God warned Noah that He was going to send a   (flood).

God asked Noah to build an   (ark).

Noah entered the ark with his   and   (family, animals).

God   Noah and his family during the flood. (protected)

Noah obeyed everything God told him to do.



Your child is learning that **God wants us to obey Him no matter what.** This week, read the story of Noah from Genesis 7:1-9. Talk about ways Noah obeyed God. Talk about ways your family can obey God too.

SESSION
7

GOD, THE PROTECTOR AND JUDGE

GOD LOVES US.

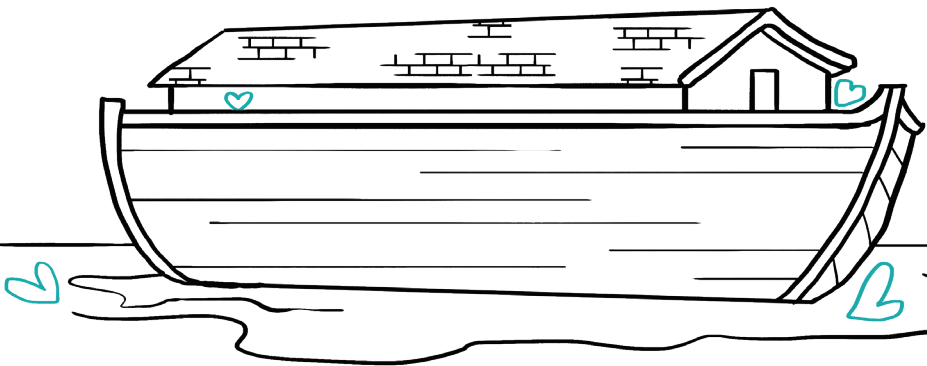
**THIS WEEK'S
BIBLE STORY:**

God Protected Noah and His Family
(Genesis 7:11-8:14)

The name of the LORD is a strong tower.
Proverbs 18:10a

FIND THE HEART

Can you find 5 hearts? Circle the hearts in the picture.



COLOR ME!




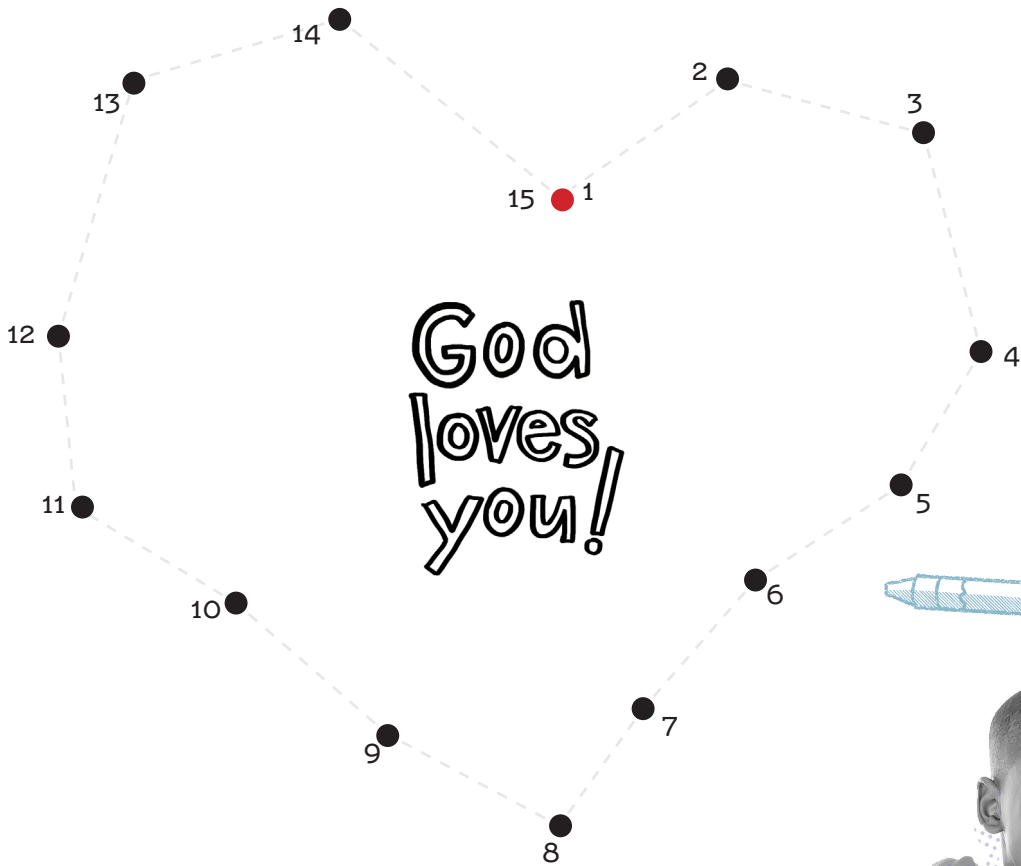
Trace the words of Today's Point.

God loves us.



CONNECT THE DOTS

Connect the dots to make a heart. Start at the red dot.



Your child is learning that **God loves us**. This week, talk about ways God shows love to the members of your family. Remind your child that just like God protected Noah and his family in the flood, God protects us too. We can turn to God in hard times because He loves us.



GOD'S GOOD PROMISE TO NOAH

GOD KEEPS HIS PROMISES.

**THIS WEEK'S
BIBLE STORY:**





God Made a Promise to Noah
(Genesis 8:15-9:17)

The name of the LORD is a strong tower.

Proverbs
18:10a

PUT THE PICTURES IN ORDER

Look at each picture. Which one came first in the story of Noah? Draw a line from the picture that happened first to number 1, second to number 2, followed by 3 and 4.



1

2


3

4



COLOR THE RAINBOW

Color the rainbow below by following the color-by-number key.



God placed a rainbow in the sky as a sign of the promise He made to Noah. God told Noah He would never destroy the earth by flood again. God keeps His promises.



Your child is learning that **God keeps His promises.** This week, talk with your child about what it means to make and keep a promise. Think of a few promises God has given to us. Remind your child that God always keeps His promises.

THE PEOPLE'S BROKEN PROMISES

GOD LOVES US EVEN WHEN WE DISOBEY.


**THIS WEEK'S
BIBLE STORY:**

Tower of Babel
(Genesis 11)

The
name of
the LORD is a
strong tower.
Proverbs
18:10a

FIND THE TALLEST TOWER

Look carefully at the towers. Circle the tallest tower in each row. Color the last row of towers.




STUDY THE KEY VERSE: PROVERBS 18:10A



Color the words to decorate the Key Verse.

The
NAME of the
LORD
is a
strong
tower.



Proverbs 18:10a



Your child is learning that **God loves us even when we disobey**. This week, read Genesis 11:1-9 together. Talk about how the people in the story disobeyed God. Share that we disobey God too. Remind your child that no matter what, God never stops loving us.

A PROMISED BLESSING

GOD HAS A PLAN FOR US.






Abram
believed
the LORD.
Genesis
15:16a

**THIS WEEK'S
BIBLE STORY:**

God Called Abram
(Genesis 12:1-9)

CIRCLE THE PROMISES

God had a plan for Abram and promised him three things: land, family, and blessing. Find and circle a picture of land, a picture of a family, and a picture of a gift (blessing).





HELP ABRAM

God told Abram to leave his home and move to a new land. Help Abram move through the maze.



ABRAM & SARAI

START



THE PROMISED LAND



Your child is learning about how God told Abram to leave his home. God promised good things to Abram. This week, share with your child that **God has a plan for us**. Talk about how Abram obeyed God, and we can too!

A PROMISED HOPE

I CAN TRUST GOD.

Abram
believed
the LORD.
Genesis
15:6a


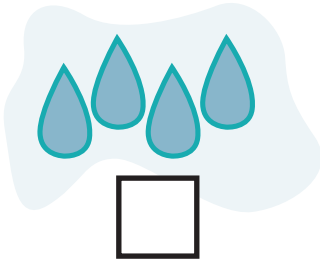
**THIS WEEK'S
BIBLE STORY:**

Abram and Lot Parted Ways
(Genesis 13)


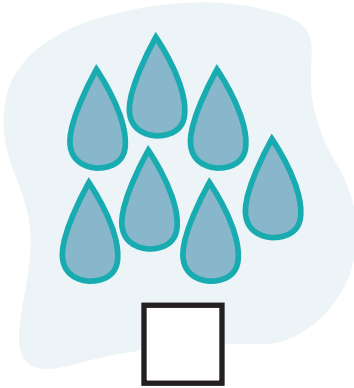
COUNT IT

Count the water droplets and patches of grass in Abram's and Lot's land, and write the correct number in the square provided.

Abram's Land




Lot's Land






TRACE THE KEY VERSE



Lot chose the better land, but God reminded Abram His promise was still true. Trace the Key Verse below.



Abram
believed
the LORD.



Genesis 15:6a




Your child is learning about the promises God made to Abram. God promised to give Abram many children. This week, remind your child that Abram trusted God. Help your preschooler see that **we can trust God** too. Read Genesis 15:6a with your child.

AN UNBREAKABLE PROMISE

GOD'S PLAN IS GOOD.

Abram
believed
the LORD.
Genesis
15:6a**THIS WEEK'S
BIBLE STORY:****God's Promise to Abram**
(Genesis 15)**TRACE AND COUNT STARS**


Trace the stars in the picture. Count the number of stars you see in the picture. Try to draw your own star on the page.



How many stars did you count? ____
God promised Abram that his children would outnumber the stars in the sky.

STUDY A BIBLE PERSON: ABRAHAM

Circle one picture in each pair that reminds us of Abraham's life.



Abram saw throughout his whole life that God's plan is good. Abram believed the Lord, and God always kept His promise to Abram.



Your child is learning **God's plan is good** by studying God's covenant with Abram. This week, read Genesis 15:5-6 and discuss how God reminded Abram of His promises by looking at the stars.

A PROMISED SON

GOD CAN DO AMAZING THINGS.

**THIS WEEK'S
BIBLE STORY:**

God Promised a Son to Abraham
(Genesis 17:1-22)

He
remembers
his covenant
(promise)
forever.
Psalm 105:8a

COLOR BY NUMBER – THE WORLD



God promised to give Abraham a son even though he was old, and God kept that promise. **God can do amazing things!** God promised that Abraham's children would be a blessing to the entire world. Use the code below to color the land and ocean on the world map.



FIND YOUR NAME

God changed Abram's name to Abraham. Even Abraham's name reminded him that God can do amazing things! Can you find all the letters in your name? Ask an adult to write your name at the top, then circle all the letters you see in your name.

My name is _____.



Your child is learning that God can do amazing things. This week, help reinforce this truth by discussing how God promised to give Abraham and Sarah a son. Talk with your child about the amazing things God is doing each and every day.

A PROMISE TO PROVIDE

GOD GIVES US WHAT WE NEED.

**THIS WEEK'S
BIBLE STORY:**

Abraham and Isaac
(Genesis 21-22)

He
remembers
his covenant
(promise)
forever.
Psalm 105:8a


GOD PROVIDES

Circle the ways God provided for Abraham in today's Bible story.
Put a square around how God provides for us.



CONNECT THE DOTS

Connect the dots to reveal the picture.



The LORD will provide.



Your child is learning that **God gives us what we need** and keeps His promises. This week, remind your preschooler that God provided a son for Abraham and Sarah. Read Psalm 105:8a and talk about how God kept His promise to Abraham.

SESSION
15

A RENEWED PROMISE

GOD IS ALWAYS THE SAME.

He
remembers
his covenant
(promise)
forever.
Psalm 105:8a

**THIS WEEK'S
BIBLE STORY:**

Jacob and Esau
(Genesis 25:19-26:6; 27-28:22)


MATCH THE PROMISES

Draw a line and connect the picture of God's promise to the word. Think about the three parts of God's promise to Abraham!

land



children



a blessing
(gift)
to the world



STUDY THE KEY VERSE: PSALM 105:8A

Trace the missing words from today's Key Verse.

He

remembers

His

covenant

forever.

Psalm 105:8a



Your child is learning **God is always the same**. Today's verse reminds us that God keeps his covenant promise forever. Discuss the story of Jacob and Esau. Explain to your child that God's plan is always good, even when things are not easy.



A PROMISE REMEMBERED

GOD HELPS US.



**THIS WEEK'S
BIBLE STORY:**

Jacob Returned Home
(Genesis 31-33)

Trust
in the
LORD with all
your heart.
Proverbs 3:5a

COUNT JACOB'S SONS

Count the 12 sons and write the numbers from 1 to 12 in the boxes below.






CRACK THE CODE

Use the key provided to complete Today's Point.

SEEHELP



GOD _____ US.



Your child is learning **God helps us** at all times. This week, review the story of Jacob reuniting with his brother, Esau. Talk with your child about some of her fears and how God helps us when we are afraid.

A PROMISED PROVIDER

GOD HAS A PLAN FOR ME.


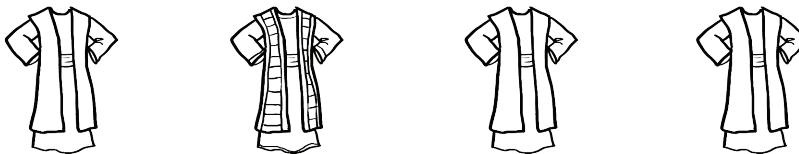

Trust
in the
LORD with all
your heart.
Proverbs 3:5a

**THIS WEEK'S
BIBLE STORY:**

Joseph and His Brothers
(Genesis 37; 50)


ALIKE OR DIFFERENT?

Circle the picture in the row that is not like the other pictures. Color the pictures below.



COLOR JOSEPH'S ROBE

Color the robe below.



Joseph's father loved Joseph very much and gave him a beautiful robe. Joseph's brothers were jealous and not very nice to him, but God had a good plan for Joseph.



Your child is learning about Joseph's life and how God has a plan for each of us. This week, read Genesis 50:20 and reinforce this truth by discussing the various events of Joseph's life. God protected him even in the midst of hard times. Say Today's Point with your preschooler: **God has a plan for me.**

A PROMISED FUTURE

GOD HELPS ME IN BAD TIMES.


Trust
in the
LORD with all
your heart.
Proverbs 3:5a

**THIS WEEK'S
BIBLE STORY:**

Jacob's Family in Egypt
(Genesis 46-50)

JACOB MOVES TO EGYPT

Follow the maze and help Jacob go to Egypt.




STUDY A BIBLE BOOK: GENESIS

Review the book of Genesis by tracing the lines from picture to picture. Talk with a friend about what each picture represents.


FRUIT
(Adam and Eve)



ARK
(Noah)



TOWER
(Babel)




STARS IN THE SKY
(Abram)



TWO BABIES
(Jacob and Esau)



MOUNTAIN
(Isaac)



COAT
(Joseph)



Your child is learning that **God helps me in bad times.** This week, remind your child about how God provided for Joseph's family in another country. Talk with your child about how God has taken care of your family.

SESSION
19

GOD MET WITH MOSES

GOD ALWAYS HEARS US.


The
LORD is
my strength
and my song.
Exodus 15:2a

**THIS WEEK'S
BIBLE STORY:**

God Called Moses
(Exodus 3-4)







CONNECT THE DOTS

God spoke to Moses through a burning bush. Follow the dotted lines with a pencil to create the burning bush. Then, color the bush.



CIRCLE THE OBJECTS

God always hears us. Look at the pictures below.
Circle pictures of items that make noise.



Your child is learning that **God always hears us**. This week, encourage your child to talk to God. Remind him that even though we cannot see God, He hears our prayers and knows what we are thinking.

SESSION
20

A PROMISE FULFILLED

GOD NEVER BREAKS A PROMISE.


The
LORD is
my strength
and my song.
Exodus 15:2a

**THIS WEEK'S
BIBLE STORY:**

God Rescued His People
(Exodus 12-13)

Moses led the Israelites out of Egypt. They camped at a place called Succoth (soo-kuhth). Help the Israelites find the correct path to take.

START




FINISH



MATCH THE CLOUD AND FIRE

God led the Israelites with a cloud by day and a fire by night. Draw lines to match the cloud and fire with the time of day God used them to lead His people. Then, color the cloud and fire.



Your child is learning that **God never breaks a promise**. This week, talk with your child about promises God has made to us. Spend time thanking God that He always keeps His promises. What He says, He will do.

SESSION
21

GOD'S RESCUE OF HIS PEOPLE


GOD IS ALWAYS WITH US.

The
LORD is
my strength
and my song.
Exodus 15:2a

**THIS WEEK'S
BIBLE STORY:**


God Parted the Red Sea
(Exodus 14)



The Israelites crossed the Red Sea on dry ground. God parted the waters so they could cross over. Look at the picture. Circle 5 things that should not be there.





STUDY A BIBLE PERSON: MOSES



Ask a grown-up to read these statements about Moses. Circle the picture that correctly finishes the statement.





Moses took care of his father-in-law's  

God spoke to Moses in a  

Pharaoh's army followed God's people in  

God told Moses to hold up his  
When he did, the Red Sea parted, and the Israelites walked through on dry ground.

God gave Moses rules for the people to obey. God wrote them on  



Your child is learning that **God is always with us**. This week, read the story of God parting the Red Sea in Exodus 14. Talk with your child about how God was with the Israelites. Remind your child that **God is always with us**.

GOD'S PROMISE WITH MOSES

GOD GIVES US RULES BECAUSE HE LOVES US.

The LORD is a compassionate and gracious God.





Exodus 34:6b

THIS WEEK'S BIBLE STORY:

God Made a Promise with Israel
(Exodus 19–20; 24)

Count the objects in each box.

Trace or write the number of items in each box.

 <p style="text-align: center;">10</p>	 <p style="text-align: center;">10</p>
 <p style="text-align: center;">10</p>	 <p style="text-align: center;">_____</p>


God gave the Israelites

10 **Commandments.**



COLOR BY SHAPE

God gives us rules because He loves us. When we obey the rules God gives us we show love to God. Color the letters the same color as the shapes inside each letter.



Your child is learning that **God gives us rules because He loves us**. This week, talk about some of the rules you have in your home and why you have these rules. Remind your child that we show love to God when we obey.



SESSION
23

MORE BROKEN PROMISES

ONLY GOD DESERVES OUR WORSHIP.

The LORD is a compassionate and gracious God.


Exodus 34:6b

THIS WEEK'S BIBLE STORY:

The People Worshiped a Golden Calf




(Exodus 24:13–25:1-9; 32)

Moses returned to Mount Sinai to meet with God. Can you help Moses find the correct path to travel to the top of the mountain?



COLOR THE CIRCLES

Color the circles in the picture to reveal the name of the only One who deserves our worship.



Your child is learning that **only God deserves our worship**. This week, talk with your child about things that might get in the way of praising or worshiping God. Spend time worshiping God together as a family as you are in your car, getting ready for bed, or anytime in between.


GOD IS WITH US

GOD WANTS TO BE WITH YOU.

THIS WEEK'S BIBLE STORY:

God Stayed with His People (Exodus 25:1-9; 40)

God gave the Israelites instructions on how to build the tabernacle. Can you find the tools hidden in the picture? Do you think the Israelites used some of these tools as they set up the tabernacle?



The
LORD is a
compassionate
and gracious
God.
Exodus 34:6b

STUDY A BIBLE BOOK: EXODUS

The book of Exodus tells the story of God's people. Follow the path and stop at each picture as a grown-up reads what happened on the Israelites' journey.

As you follow the path, find six letters hidden in the pictures. What do the letters spell? Trace the word below!



START



God talked to Moses from a burning bush.



Moses led the Israelites out of Egypt.




God parted the Red Sea. The Israelites crossed on dry ground.



God gave Moses the Ten Commandments.



The Israelites sinned by worshipping a golden calf.



God gave instructions on building the tabernacle.

THE PROMISED LAND

EXODUS



Your child is learning that **God wants to be with you**. This week, look at pictures of the tabernacle in an illustrated Bible or on the internet with your preschooler. Talk about how God stayed with the Israelites in the tabernacle. Share that God is with us today if we believe in Jesus as our Lord and Savior.

SESSION
25

GOD IS JUST AND FORGIVING



WE CAN ASK FOR FORGIVENESS WHEN WE
MAKE WRONG CHOICES.

**THIS WEEK'S
BIBLE STORY:**

The People Didn't Go into the Land
(Numbers 13-14)


Look carefully at the pictures below. Do you see any differences? There are six. Circle the differences when you find them.

Know
that the
LORD your
God is ... the
faithful God.
Deuteronomy
7:9a



RIGHT AND WRONG CHOICES

We can ask for forgiveness when we make wrong choices. Look at the pictures below. Circle the pictures that show preschoolers making right choices. Draw an "x" over the pictures showing preschoolers making wrong choices.



Your child is learning that **we can ask for forgiveness when we make wrong choices**. This week, talk with your child about right and wrong choices. Mention that we all make wrong choices, but when we do, we can ask God for forgiveness.

A PROMISE RENEWED

GOD NEVER FORGETS ABOUT YOU.

Know that the LORD your God is ... the faithful God. Deuteronomy 7:9a

THIS WEEK'S BIBLE STORY:

The Renewed Covenant of Moses
(Deuteronomy 29–34)


God allowed Moses to look out over the Promised Land from the top of Mount Nebo before he died. What do you think he saw?



Use the color-by-number key to color this Promised Land picture.




- 1
- 2
- 3
- 4
- 5



REMEMBER THE PATTERN

Study the pattern of shapes below. Cover up the shapes and try to say the shapes in order from memory. Then, trace the word to complete Today's Point.



God

NEVER

forgets about you.



Your child is learning that **God never forgets about you.** This week, talk with your child about how God's promises will never fail. God knows you, God loves you, and He is always with you.

SESSION
27

THE PROMISE KEPT

WE CAN ALWAYS TRUST GOD.

**THIS WEEK'S
BIBLE STORY:**

Crossing the Jordan
(Joshua 3-4)

Know
that the
LORD your
God is ... the
faithful God.
Deuteronomy
7:9a

After the Israelites crossed the Jordan River on dry ground, Joshua sent twelve men to collect twelve stones from the middle of the river. Find and circle the twelve stones on the dry ground where the Israelites crossed to get to the Promised Land.





STUDY THE KEY VERSE: DEUTERONOMY 7:9A

Color the word to complete the verse below. Ask a grown-up to help you find the verse in a Bible.



**Know that the LORD
your God is ...
the**

FAITHFUL



God.
Deuteronomy 7:9a



Your child is learning that **we can always trust God**. This week, talk with your child about ways God has provided for your family, just like He provided for the Israelites. Spend time thanking God for always keeping His promises.



GOD'S PEOPLE REJECTED HIM

WE CAN TRUST GOD'S PLAN.

Consider
the great
things [God]
has done for
you.

1 Samuel
12:24b

THIS WEEK'S BIBLE STORY:




The Nation Wanted a King (1 Samuel 8–9)

The Israelites wanted to be like the other nations and have a king. Circle the item in each row that is like the first item in the row.





I SPY GREAT THINGS!

Can you spot all of the pictures that show great things God has done? Use the Picture Key to know which pictures you are looking for, then circle them. Talk with a friend about what each picture represents.



PICTURE KEY



Your child is learning that **we can trust God's plan**. This week, discuss with your child how God's faithful plans and promises do not change, even when we disobey or break our promises to Him.

SAUL DISOBEYED GOD


GOD LOVES US, EVEN WHEN WE DISOBEY.

Consider the great things [God] has done.
1 Samuel 12:24b


THIS WEEK'S BIBLE STORY:

Saul Was Anointed and Disobeyed God (1 Samuel 10-13)

God chose Saul to be the first king of Israel. Use the key to color the shapes on the crown the same color that the shape is in the code box.





KEY




ALL ABOUT "K"

Saul was chosen to be the first king. King starts with the letter "K."
Circle the items below that start with a "K."



kite




apple



kitten



kangaroo



dog



KING



key



ice
Cream



Your child is learning that **God loves us, even when we disobey.** This week, remind your child that God's love does not change when she makes mistakes.

GOD CHOSE A NEW KING

GOD KNOWS EVERYTHING ABOUT US.

Consider the great things [God] has done for you.



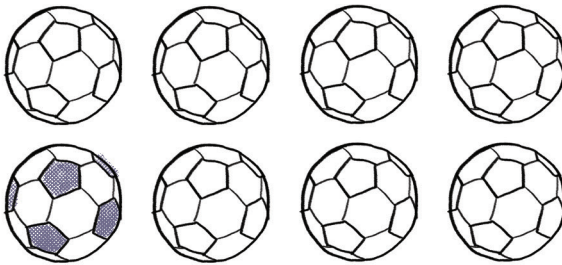

1 Samuel
12:24b

THIS WEEK'S BIBLE STORY:

God Rejected Saul and Chose David to be King

(1 Samuel 15–16:13)

Jesse had eight sons. God chose David to be the next king. Circle the sets of items that have eight in their group.
Hint: You will circle two sets.



COLOR ME!

STUDY A BIBLE PERSON: DAVID

Below are a few words that describe David.
Use the key pictures to find and trace the words that describe David in the Word Find.



SON




HEART



SHEPHERD



KING



Z	B		K	I	N	G	H	W
F		S	O	N	E	R	E	A
O	M	L	W	E	V	A	T	
	S	H	E	P	H	E	R	D
L	H	T	E	A	R	T	R	



Your child is learning that **God knows everything about us**. This week, explain to your children that we can pray and tell God everything. He knows all about us and loves us.



THE KINGDOM ESTABLISHED


GOD'S WAYS ARE ALWAYS BEST.

Lord
GOD, you
are God; your
words are true.
2 Samuel 7:28a

THIS WEEK'S BIBLE STORY:

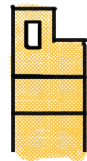



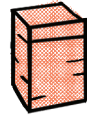

God Established David's Kingdom (2 Samuel 2:1-4; 5:1-10; Luke 2:1-14)

David was anointed king over Israel. Connect the dots, starting with 1, to make a crown for David.



MATCH THE CITY BUILDINGS

David took over the city of Jerusalem. Below, one city building is missing from each city. Draw a line connecting the missing building to its city.



Your child is learning **God's ways are always best.** This week, talk with your child about what it means to seek God's direction for our lives. Pray with your child about trusting God and His plan for his life.

SESSION
32

GOD'S COVENANT PROMISE WITH DAVID

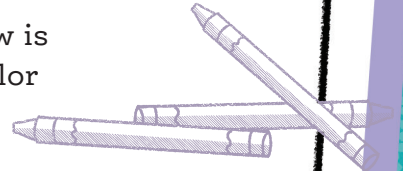
GOD MADE A PROMISE TO KING DAVID.

Lord
GOD, you
are God; your
words are true.
2 Samuel 7:28a

**THIS WEEK'S
BIBLE STORY:**



God Made a Promise with David
(2 Samuel 7)

God made a promise to King David. Written below is the word "promise." Say each letter aloud and color the letters as you spell PROMISE.



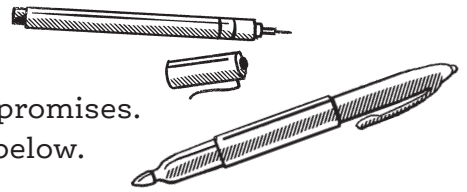
P-R-O-M-I-S-E

PROMISE



I AM THANKFUL DRAWING

David was thankful for God's protection and His promises.
Draw something you are thankful for in the box below.



I am THANKFUL for



Your child is learning that **God made a promise to David**. This week, discuss with your child what it means to make a promise and how we can trust God's promises. He always does what He says He will do.



GOD IS KIND

KING DAVID SHOWED MERCY
AND KINDNESS.

Lord
GOD, you
are God; your
words are true.
2 Samuel 7:28a

THIS WEEK'S BIBLE STORY:

David and Mephibosheth
(2 Samuel 9)

David invited Mephibosheth (mef-ee-bo-sheth) to eat at his table. The pictures below are almost the same. Circle the five differences that you find in the pictures.



STUDY A BIBLE BOOK: 2 SAMUEL


Lead David through the maze of 2 Samuel. Ask a grown-up to read the events that happened in 2 Samuel.



DAVID BECAME KING.
(2 SAMUEL 2)



GOD MADE A PROMISE TO DAVID. DAVID
PRAYED TO THANK GOD.
(2 SAMUEL 7)



DAVID'S KINGDOM GREW BIGGER AND
BIGGER. (2 SAMUEL 5)



KING DAVID SHOWED MERCY AND KINDNESS.
(2 SAMUEL 9)



This week your child learned about how David showed kindness to Mephibosheth. Talk with your child about ways they can show kindness to their friends this week.

In the book of 2 Samuel, we learn about the life of David. David was anointed as the new king of Israel. David conquered cities and his kingdom grew bigger and bigger. God made a promise to David that a future King would come from his family. And God used David to show mercy and kindness to others.

GOD'S PROMISE TO DAVID FULFILLED

GOD ALWAYS KEEPS HIS PROMISES.

The LORD is God. There is no other!
1 Kings 8:60b

THIS WEEK'S BIBLE STORY:

God Fulfilled His Promise to Solomon
(1 Kings 5–9:9)

Ask a grown-up to read each sentence for you. Complete the pattern by drawing a line from the blank at the end of the sequence to the missing picture on the right.

A TEMPLE IS WHERE THE ISRAELITES WORSHIPED GOD.



SOLOMON USED THE FINEST WOOD TO BUILD THE TEMPLE.




KING SOLOMON PRAYED TO GOD AND DEDICATED THE TEMPLE.




COUNT THE SUPPLIES


Solomon built a temple for people to worship God. Solomon and the Israelites needed a lot of supplies to build the temple! Look at each set of pictures. Count the objects and circle the correct number in each box.



3 4 5



3 4 5



3 4 5



Your child is learning that **God always keeps His promises**. God told King Solomon, David's son, to build the temple just as He had promised. This week, discuss with your child how God is different from us and how He is faithful and trustworthy.

SESSION
35

ISRAEL'S KINGS DISOBEYED

GOD'S PEOPLE BROKE THEIR PROMISES.

**THIS WEEK'S
BIBLE STORY:**

The Kings of Israel Disobeyed God
(1 Kings 11–16)


The
LORD is
God. There
is no other!
1 Kings 8:60b

In today's Bible story, we see that **God's people broke their promises.** Circle the pictures below of items that broke.



DIVIDE THE KINGDOM

God divided the kingdom of Israel into two separate kingdoms—Israel and Judah. Sort the people in the center of the page by drawing a line to the colored crown the person matches. The people represent the 12 tribes of Israel.



Your child is learning about how **God's people broke their promises**. This week, talk with your child about what it means to disobey God but also discuss how God forgives our sin. This is a wonderful time to share the gospel!

THE PROMISED ONE

GOD SENT JESUS, AND HE WAS FROM
DAVID'S FAMILY.

The
LORD is
God; there is
no other!
1 Kings 8:60b


THIS WEEK'S BIBLE STORY:

God Fulfilled His Promise through Jesus

(Matthew 1-2; Luke 2)

Jesus was born in the city of David, which was Bethlehem.

Lead the shepherds through the maze to help them worship Baby Jesus
in Bethlehem.



STUDY A BIBLE VERSE: 1 KINGS 8:60B

Complete the Key Verse by cracking the code. Match the shape beneath each blank with the letter in the code box. Write the correct letter in each blank.

CODE BOX

E



I



O



TH _____ L _____ RD



_____ S G _____ D; TH _____ R _____



_____ S N _____



_____ TH _____ R!



Your child is learning that **God sent Jesus, and He was from David's family.** God's promise was fulfilled through Jesus. Read the Christmas story together this week. Pray with your child and thank God for the birth of Jesus.



BONUS

1

JESUS IS OUR PEACE

JESUS GIVES US PEACE.

“My love will not be removed from you.”
Isaiah 54:10b

THIS WEEK'S BIBLE STORY:


The Promised Peace
(Isaiah 54)

Jesus gives us peace! This is a wonderful promise God has given to us. Color the letters to spell “peace” by using the shapes as a guide.



FIND THE PATH

Follow the correct path to find the true way to peace.



Your child is learning that **Jesus gives us peace**. This week, talk with your child about times he might be scared or worried. Remind your child that when we trust in Jesus, He gives us peace. We do not have to be worried or afraid—He is always with us. God’s love will never leave us.

BONUS
2

JESUS IS OUR FOUNDATION

WE CAN PUT OUR HOPE IN JESUS.

God's love has been poured out in our hearts.

Romans 5:5b

THIS WEEK'S BIBLE STORY:


The Promised Hope
(Romans 4-5:5; Acts 3)

Trace the lines from one star to another to discover Abraham's promised offspring, who would bless the nations.



CONNECT THE DOTS

Jesus is the greatest gift we could ever receive! **We can put our hope in Jesus.** Connect the dots by following the numbers. Color the picture.



This week your child is learning that **we can put our hope in Jesus.** Talk with your child about how Jesus fulfilled God's promise to Abraham to be a blessing (gift) to the nations. Pray for missionaries who are sharing about the hope of Jesus in other parts of the world.

BONUS

3

JESUS IS OUR DELIVERER

GOD SENT JESUS FOR US.

"I will be their God, and they will be my people."


Jeremiah 31:33b

THIS WEEK'S BIBLE STORY:

The Promised Covenant

(Jeremiah 11:1-10; 31:31-34; Hebrews 10)

God promised to make a new covenant with His people through His Son, Jesus. Look at the items in each group. Place an "x" over the old item and circle the new item.



DRAW THE PEOPLE

God sent Jesus for us. Draw a picture of people you know that need to hear this special message from God. (Here's a hint: **EVERYONE** needs to hear this great news!)



Your child is learning that **God sent Jesus for us.** This week, talk with your child about how God sent Jesus because He loves us. Because of Jesus, we have forgiveness for the wrong things we do.



BONUS

4

JESUS IS OUR KING

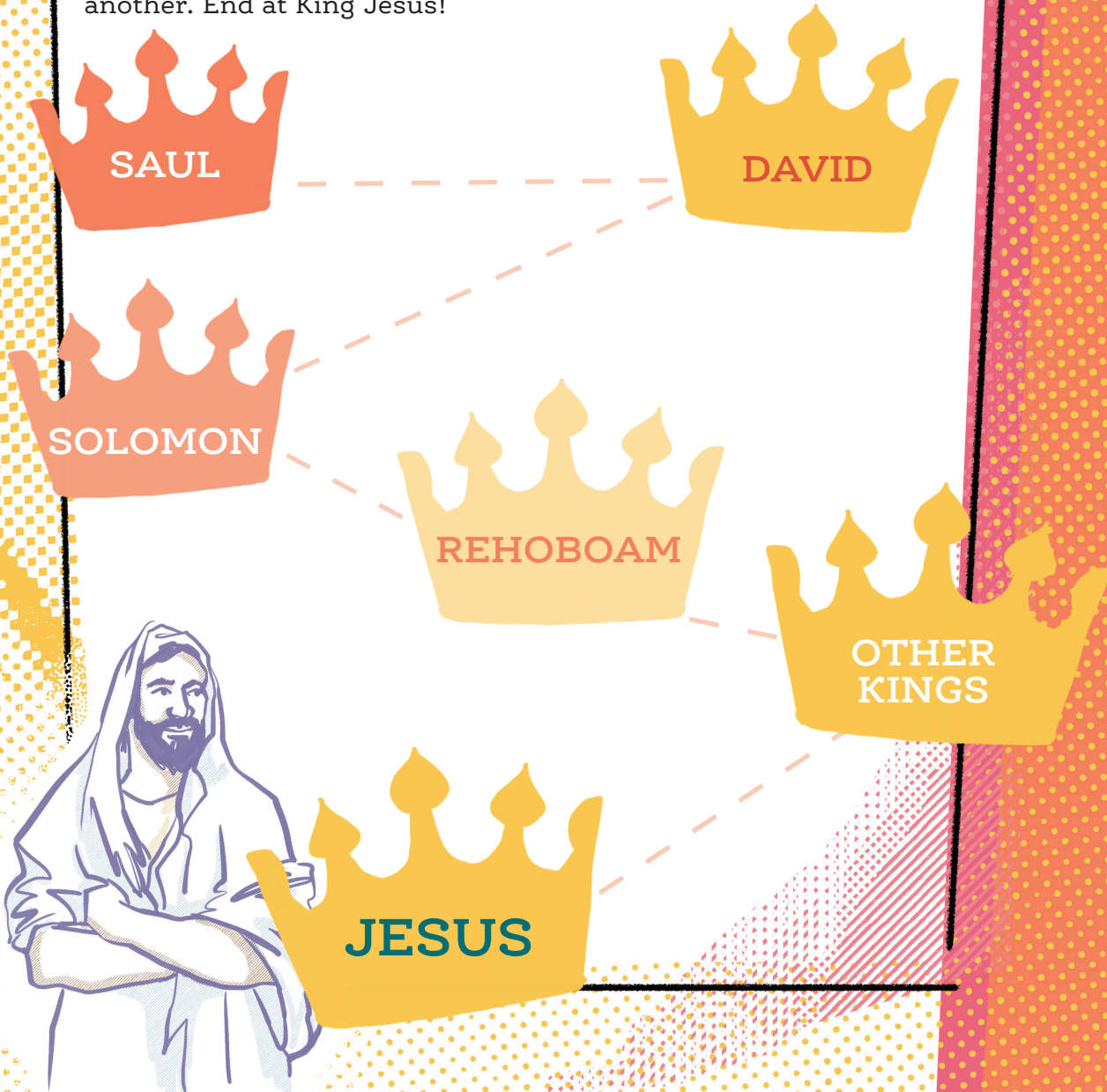
JESUS IS THE KING.

“Every
one of God’s
promises is
‘Yes’ in him.”
2 Corinthians
1:20a

**THIS WEEK’S
BIBLE STORY:**


The Promised King
(Isaiah 9, 11; Luke 1:67-79)

All of the kings before Jesus failed to truly follow God. We needed the true King. Trace the line connecting one king to another. End at King Jesus!



COLOR THE NAMES

Isaiah said the coming King would be called many important names. Ask a grown-up to read the names for you. Color the names that describe Jesus!




WONDERFUL
COUNSELOR

PRINCE
OF
Peace

Mighty
GOD

ETERNAL
FATHER



This week your child learned that **Jesus is the King**. Discuss with your child how previous kings failed the Israelites, but Jesus will never fail us. He is the true King. Pray with your child and thank God for sending King Jesus.

THE GOSPEL


GOD'S PLAN FOR PRESCHOOLERS

gos·pel [noun.] good news; the message about Christ, the kingdom of God, and salvation



GOD IS KING.

Ask: "Who is in charge at home? Who is in charge over the whole world?" Explain that God made everything! He is King over everything, and He is in charge.



WE SINNED.

Ask: "Have you ever done something wrong?" Tell preschoolers that everyone sins, or disobeys God. Our sin makes God sad.



GOD SENT JESUS.

Explain that God must punish sin. He loves us, and He sent His Son, Jesus, to earth. Jesus came to take away the punishment for sin.



JESUS LOVES.

Ask: "Do you like presents?" Explain that Jesus gives us the best present. He never did anything wrong, but He was punished in our place. Jesus wants to take away our sin because He loves us.


As you faithfully teach the Bible, you are planting gospel seeds in children's hearts. Ask God to grow the preschoolers into children who love and trust in Jesus.

FAMILY DEVOTIONS



Help your preschoolers love and remember Bible stories as well as they remember their favorite bedtime books. While you won't get your kids to sit still for 20 minutes, you can capture their attention for 5. Here are some tips to get you started.

- Plan for it, or it won't happen. Know when and where you'll do it.**
- Keep your resources in the same place and ready to go. Delaying a routine even by 20 seconds can make it harder to maintain.**
- Be consistent. Hold each other accountable to do it. (Many times, your kids will help with this!)**
- Break your stories into smaller pieces. Preschoolers have a short attention span and limited understanding. Tell the Bible story in preschool-friendly language.**
- Plan ahead of time. Don't just open your Bible to a section and decide "this is where we're going to read tonight." Choose Bible stories and help kids apply these truths to their lives.**
- Lower your expectations. It's just not always going to be a "special, deep" moment. But it will get better! Some action is better than nothing!**
- Make your routine less "routine." Preschoolers learn best by doing. Incorporate that knowledge into your devotion time. Be creative! Below are some tips to get you started.**
 - Teach through games. (For example: "Follow the Leader" teaches obedience—a good point to make when talking about Noah's obedience to God.)**
 - Make a photo album of people to pray for.**
 - Act out the Bible story.**
 - Color a picture while someone reads the story. (Kids often learn better when their hands are busy.)**




"Imprint these words of mine on your hearts and minds, bind them as a sign on your hands, and let them be a symbol on your foreheads. Teach them to your children, talking about them when you sit in your house and when you walk along the road, when you lie down and when you get up. Write them on the doorposts of your house and on your city gates, so that as long as the heavens are above the earth, your days and those of your children may be many in the land the LORD swore to give your ancestors."

Deuteronomy 11:18-21



PRESCHOOL BIBLE SKILLS

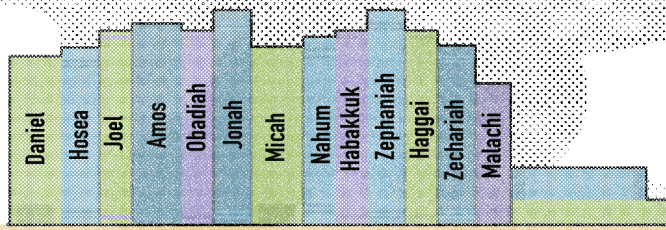
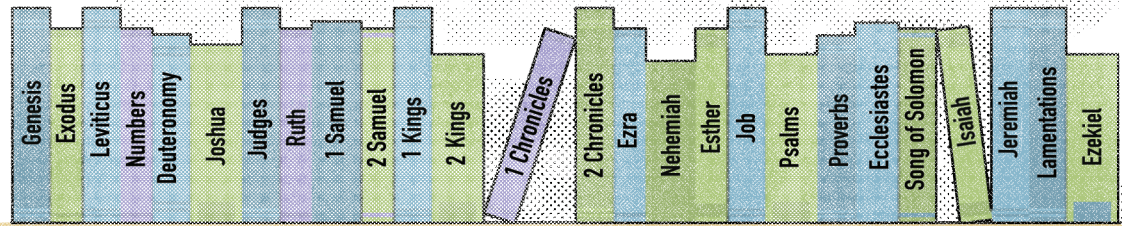



Below are Bible Skills that TeamKID can help your preschooler attain. Note that all children are different and learn at different paces. Your child can continue to master these skills as you work with him at home.



- Know everything in the Bible is true.
- Understand that the Bible teaches us what God and Jesus are like.
- Learn that God told people what to write in the Bible.
- Hear that the Bible teaches that Jesus lived on earth, died on the cross, God made Him live again, and He is now in heaven.
- Hear that the Bible teaches people how God wants them to live.
- Know that there are two main parts of the Bible—the Old Testament and the New Testament.
- Begin to understand that a Bible reference includes a book, chapter, and reference. Open the Bible to a specifically marked verse in the Bible.
- Remember and say simple Bible words, phrases, and verses with Bible references.
- Remember and retell a familiar Bible story or Bible fact.
- Begin to understand how Bible verses apply to life.
- Use the Bible at home with family members.
- Name a few Bible books in order.
- Learn how to tell others about God and Jesus.



OLD TESTAMENT



NEW TESTAMENT



GOD IS ALWAYS FAITHFUL

Preschool TeamKID: Faithful Promises will help you learn about God and how He always keeps His promises—no matter what! As we learn about the Old Testament promises we will see that God is always faithful to His people. This activity book will help you learn more about God, the Bible, and Jesus. God is faithful to us, forever and always!

Lifewaypreschool

lifeway.com/teamkid