

BREAKER ROCK BEACH™

Bonfire
MISSIONS



VBS 2024
MISSIONS ROTATION LEADER GUIDE
WITH DVD-ROM

Sharing THE GOSPEL *with kids*

The word ***gospel*** means “good news.” It is the message about Christ, the kingdom of God, and salvation. Use the following guide to share the gospel with kids.



GOD RULES. The Bible tells us God created everything, including you and me, and He is in charge of everything. (Genesis 1:1; Revelation 4:11; Colossians 1:16-17)



WE SINNED. Since the time of Adam and Eve, everyone has chosen to disobey God. (Romans 3:23) The Bible calls this sin. Because God is holy, God cannot be around sin. Sin separates us from God and deserves God's punishment of death. (Romans 6:23)



GOD PROVIDED. God sent His Son, Jesus, the perfect solution to our sin problem, to rescue us from the punishment we deserve. It's something we, as sinners, could never earn on our own. Jesus alone saves us. (John 3:16; Ephesians 2:8-9)



JESUS GIVES. Jesus lived a perfect life, died on the cross for our sins, and rose again. Because Jesus gave up His life for us, we can be welcomed into God's family for eternity. This is the best gift ever! (Romans 5:8; 2 Corinthians 5:21; 1 Peter 3:18)



WE RESPOND. We can respond to Jesus. The ABCs of Becoming a Christian is a simple tool that helps us remember how to respond when prompted by the Holy Spirit to receive the gift Jesus offers.



GETTING STARTED

Before arriving, you need to plan out your day and get ready for the kids who will rotate through missions. Use the following steps for successful preparation.

1. PREPARE YOUR HEART

- Read the Scripture passages for each day from your Bible and pray that God will speak to you through His Word. You can find this information on page 3.
- Pray for the kids you will teach. Also pray for yourself and the other leaders at VBS. Together you can share the gospel of Jesus with families in your community.

2. PLAN

- Ask your VBS director for the ages and number of kids you need to prepare for.
- Find out how long you will have with each rotation.
- Coordinate space and schedules with other leaders as needed.
- Select the activities you would like to do during VBS. Keep in mind how much time you have and the ages you will lead.
- Use the supply list on page 5 and the explanation of the mission project on page 21 as you plan.
- Locate the supplies needed. Only gather supplies for activities you plan to do. Make a list of the items your church has, items to collect from church members, and items to purchase.
- Copy or prepare any insert or reproducible items you need. Be sure to copy the insert items before placing the posters on the focal wall for the week.
- Familiarize yourself with the procedures and what to expect when guiding children.
- Label a box or crate for each day. Place collected supplies in the appropriate box.

3. TEACH

- Read through the teaching materials thoroughly. Highlight key points to remember and make notes for how you can use the Bible Story Summaries on page 3.
- Look for ways to reinforce Today's Point each day and biblical truths during the rotation.
- Relax and enjoy the chance to build relationships with the children who will rotate through missions.
- Be flexible. Adjust your plans to make this the best experience possible for you and the kids you teach.

4. GATHER AND PREPARE

- The activities in the guide are designed to reinforce the Bible story, point out biblical truths, and enhance the overall VBS experience.
- All activities in this guide are written for children who have completed grades 1–6.
- If preschoolers will be participating in the missions rotation as well, look for appropriate activities in the *VBS 2024 3s–Kindergarten Rotation Pack* (9781430090441).

5. CONTINUE THE CONNECTION

- Plan to participate in your church's VBS Celebration and other follow-up events.
- Keep the connection alive by looking for ways to stay connected with the kids you taught.



MULTIMEDIA RESOURCES

You can find printable and video resources on the DVD-ROM in the front of this book, in the printables folder of the digital guide, or by downloading them using the following instructions:

- Go to my.lifeway.com/redeem and register or log in.
- Enter this unique code to download all DVD-ROM items: **2RRS72CFGBN9**
- Follow the directions to download your resources on any compatible device.

This code can be redeemed three times. For customer support, please call 866.627.8553.

EDITORIAL TEAM
KIDS MINISTRY PUBLISHING

Chuck Peters
Director, Kids Ministry

Jeremy Carroll
*Publishing Manager,
VBS and Kids Discipleship*

Rhonda VanCleave
Publishing Team Leader

Rebekah Phillips
Writer, leads children's ministry in Wisconsin

Sara Lansford
Content Editor

Gordon Brown
Graphic Designer

Send comments to
VBS Publishing Team Leader by email to
rhonda.vancleave@lifeway.com
or by mail to
VBS 2024 Missions Rotation Leader Guide
200 Powell Place, Suite 100
Brentwood, TN 37027-7707
or make comments on the web
at www.lifeway.com/vbs.

© 2023 Lifeway Press®

No part of this work may be reproduced or
transmitted in any form or by any means,
electronic or mechanical, including photocopying
and recording, or by any information storage or
retrieval system, except as may be expressly
permitted in writing by the publisher. Requests for
permission should be addressed in writing to
Lifeway Press
200 Powell Place, Suite 100
Brentwood, TN 37027-7707.

ISBN: 9781430089735
ITEM: 005846904

We believe that the Bible has God for its author;
salvation for its end; and truth, without any mixture
of error, for its matter; and that all Scripture is totally
true and trustworthy. To review Lifeway's doctrinal
guideline, please visit
www.lifeway.com/doctrinalguideline.

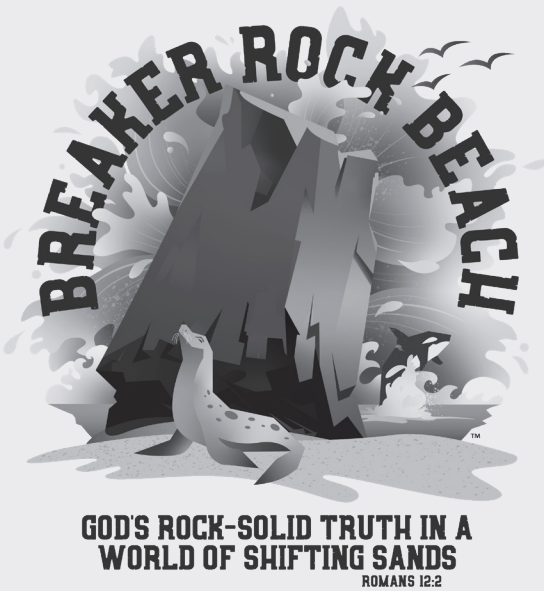
Unless otherwise indicated, all Scripture quotations
are taken from the Christian Standard Bible®,
Copyright © 2017 by Holman Bible Publishers.
Used by permission. Christian Standard Bible®
and CSB® are federally registered trademarks of
Holman Bible Publishers.

Breaker Rock Beach® and any other trademarks,
service marks, logos, and graphics used herein are
the trademarks or registered trademarks or service
marks of Lifeway.

Other trademarks, service marks, graphics, and
logos used in connection with this product may be
the trademarks of their respective owners. You are
granted no right or license with respect to any of
the trademarks or service marks mentioned above
or any use of such trademarks or service marks
except as specifically stated within this product.

TABLE OF CONTENTS

3 Breaker Rock Beach®
4 Decorating
5 Supplies
6 Day 1: Truth Comes from God
9 Day 2: God's Plan Is Best
12 Day 3: Everyone Needs Jesus
15 Day 4: Jesus Is the Only Way
18 Day 5: Speak the Truth in Love
21 Mission Project
22 Video Story Summaries



VIDEO SEGMENTS

Day 1

Meet the Flemings (2:45)

Meet the Browns (2:44)

Day 2

Game Parties (2:10)

Keep Portland Weird (2:32)

Day 3

Daily Life (2:32)

The Welcome (2:18)

Day 4

Gospel Conversations (2:38)

Serving at Church (2:22)

Day 5

Cherry Blossoms (2:44)

God's Faithfulness (2:21)

PRINTABLE CONTENTS*

Item 1. Japan Missions Poster

Item 2. Portland Missions Poster

Item 3. Mission Project Letter

Item 4. Marshmallows

Item 5. Day 1 Review Questions

Item 6. Day 2 Review Questions

Item 7. Door Hangers

Item 8. Day 3 Review Questions

Item 9. Day 4 Review Questions

Item 10. Day 5 Review Questions

*NOTE: Printable items can be
copied from the insert in the
center of this guide.

BREAKER ROCK BEACH

Every day is an adventure at Breaker Rock Beach, from the morning waves crashing against the shore to evenings filled with bonfires and s'mores! Catch a glimpse of an orca leaping through the surf or watch happy sea lions playing among the rocks beneath magnificent pines. Race along the sand with your brightly colored kite, join friends to make the most amazing sandcastle, or gaze in wonder at the mysteries found in a glimmering tide pool. As the crowds come and go and the tides ebb and flow, Breaker Rock rises majestically as a symbol of strength, standing firm against the force of wind and waves.

At Breaker Rock Beach, kids will learn to recognize the difference between what the world says is true and what God says is true. They'll encounter five everyday sayings that sound right, but dangerously miss the truth found in God's Word. Each day kids will be challenged to know that God's truth never changes—even when it's radically different from what some people say. They'll discover that God does not want them to be conformed to this age, but to be transformed by the renewing of their minds so that they can discern what is the good, pleasing, and perfect will of God. (Romans 12:2)

VBS SCRIPTURE

Do not be conformed to this age, but be transformed by the renewing of your mind, so that you may discern what is the good, pleasing, and perfect will of God. *Romans 12:2*

And be not conformed to this world: but be ye transformed by the renewing of your mind, that ye may prove what is that good, and acceptable, and perfect, will of God. *Romans 12:2 (KJV)*

VBS MOTTO

God's truth never changes!

TRUTH COMES FROM GOD **Satan Tricked Adam and Eve** (*Genesis 2–3*)

God created Adam and Eve and placed them in the garden of Eden. He told them they could not eat from the tree of the knowledge of good and evil. Satan, disguised as a serpent, came and urged Eve to eat from the tree and become like God, knowing good and evil. Eve wanted the knowledge Satan talked about. So, she took the fruit and ate it. Adam ate it too. When they ate the fruit, they understood the difference between good and evil and immediately felt shame. Disobeying God was a choice to sin. That sin immediately broke their relationship with God. God told them about the bad things that would happen because they sinned. But God also promised a plan to defeat Satan. We now know God's plan was to send Jesus to restore the relationship between people and God.

GOD'S PLAN IS BEST **Daniel Chose God's Way** (*Daniel 1*)

Daniel and his friends were taken captive by King Nebuchadnezzar of Babylon. The king ordered that the young men who had been captured should be served the same food and drink as the king and be trained for three years. Then they would attend to the king. Daniel asked if he and his friends could eat only vegetables and water. He wanted to follow God's plan with the foods he ate. Daniel and his friends were healthier and stronger than all the other men who had been eating the king's food! The friends chose to follow God's plan and God gave them knowledge and understanding. The king found the four friends even wiser than the other men who had been working for him.

EVERYONE NEEDS JESUS **The Rich Young Ruler** (*Mark 10:17-27*)

Jesus is the One that God promised would come to fix the relationship between God and people. One day a rich man asked Jesus how to get to heaven. Jesus reminded the man of God's commandments. The man said he had kept those. Jesus said he needed to sell all his things and follow Jesus. The rich man went away sad. A person does not have to sell everything to get to heaven, but the rich man cared more about his things than following Jesus. Jesus said, "It's easier for a camel to go through the eye of a needle than for a rich person to enter the kingdom of God." The disciples asked, "Then who can be saved?" Jesus said, "It's impossible for human beings, but all things are possible with God." God sent Jesus to make it possible for all people to be saved.

JESUS IS THE ONLY WAY **John Wrote about Jesus** (*John 14:1-6; 18–20; Acts 1:9-12*)


John was one of Jesus' disciples and closest friends. John wrote a book about what he had seen and heard. Jesus often told the disciples that He would be killed, but after three days He would be alive again. Jesus explained that He is the only way to have eternal life. Jesus was arrested and put on trial, then sentenced to death. Jesus was taken to a nearby hillside and nailed to a cross. After Jesus died, He was buried and a large stone was rolled across the opening of the tomb. Three days later, some women walked to the tomb. The stone was rolled away and the tomb was empty! Jesus is alive! Over the next forty days, many people saw the risen Jesus, talked with Him, and even ate with Him. Finally, Jesus returned to heaven.

SPEAK THE TRUTH IN LOVE **Paul Encouraged the Ephesians** (*Acts 9:1-6; 19:1-10, 21-31; 20:1; Ephesians 3:14–4:16*)

Paul persecuted Christians before he learned that Jesus is God's Son. After that, Paul worked to tell people about Jesus. Paul visited a town named Ephesus. God did amazing things there. Many people became believers and stopped worshiping idols. Those who still worshiped idols became upset, and there was an angry fight in the city. Later Paul wrote a letter to the church at Ephesus. Paul knew what life was like there. Believers in Jesus were persecuted, and people taught wrong things about Jesus. Paul reminded the believers that God loved them. He said believers should show God's love to others whether they agreed with them or not. Paul challenged the people to grow in their relationships with Jesus so that they would know God's truth and not be easily fooled.

DECORATING

As you determine how to set up your missions area, you may want to select one wall as your focal wall to display teaching items from the insert in the center of this guide. Other areas of the room can include items that help kids feel as if they are hanging out at a bonfire. Keeping the focal wall simple with teaching items will eliminate distractions while teaching about missions.



FOCAL WALL SUGGESTIONS

- ☐ Create a bonfire at the front of the room using either real logs and sticks or cardboard tubes with red, orange, and yellow construction paper cut into flame shapes.
- ☐ Set up Adirondack chairs or folding camping chairs around the bonfire.
- ☐ Prop a toy guitar near the chairs.
- ☐ Place a TV and DVD player to one side of the focal wall.
- ☐ Display the “Japan Missions Poster” (insert item 1) and the “Portland Missions Poster” (insert item 2) on the focal wall.
- ☐ Prepare to add any insert items as they are called for each day.
- ☐ For other focal wall ideas, see *VBS 2024 Decorating Made Easy* (9781430090120).

FUN OPTIONS FOR OTHER AREAS IN BONFIRE MISSIONS

- ☐ Create towering pine trees out of bulletin board paper on the side walls of the room.
- ☐ Add glow-in-the-dark stars to the ceiling or cut out star shapes from yellow poster board and hang from the ceiling.
- ☐ Attach the Missions VBS 2024 Rotation Sign (9781430089957) near the entrance of the room.
- ☐ Display posters from the VBS 2024 Visual Pack (9781430083405) on walls.



SUPPLIES

EVERYDAY SUPPLIES

- ☐ Bibles
- ☐ Missions DVD-ROM
- ☐ TV/DVD player, computer, or story summaries on pages 22–24
- ☐ Dry erase board and marker
- ☐ Markers, crayons, or colored pencils
- ☐ Tape to adhere items to the walls
- ☐ Scissors

MISSION PROJECT SUPPLIES*


- ☐ White paper bags with handles
- ☐ Items for bags:
 - Water bottles, facial tissues, mints, bubbles, small box of crayons, coloring books, candy, pens, and so forth
 - *VBS 2024 Gospel Guide* (9781430090564)
 - Information about your church (business card, church letter, etc.)
- ☐ “Door Hangers” (insert item 7)
- ☐ Construction paper
- ☐ Colored pencils, markers, crayons
- ☐ *VBS 2024 Theme Stickers* (9781430088820)
- ☐ *VBS 2024 Sticky Foam Shapes* (9781430088301)
- ☐ Curling ribbon
- ☐ Scissors

* Refer to page 21 for a full explanation of this year’s mission project.

HOW TO FINANCIALLY SUPPORT FEATURED MISSIONARIES

If your church collects a VBS offering to support missionaries like the Fleming and Brown families, visit www.imb.org/vbs or www.namb.net/vbs for opportunities to give globally. Both websites will provide ways for 100% of your missions offering to fund their ministries.

Due to many legal restrictions, money should not be sent directly to missionaries, especially those in other countries.



DAY ONE

- ☐ Insert Items 1–5
- ☐ 5 sticks or dowel rods
- ☐ Beanbags (6 per team of 5 kids)
- ☐ Inflatable beach ball

DAY TWO

- ☐ Insert items 1–4, 6–7
- ☐ 5 sticks or dowel rods
- ☐ Inflatable beach ball
- ☐ Clean, empty pizza box

DAY THREE

- ☐ Insert items 1–4, 8
- ☐ 5 sticks or dowel rods
- ☐ Small snack such as mini muffins or fish-shaped crackers
- ☐ Sidewalk chalk
- ☐ Inflatable beach ball
- ☐ White paper bags with handles
- ☐ *VBS 2024 Theme Stickers* (9781430088820)
- ☐ *VBS 2024 Sticky Foam Shapes* (9781430088301)

DAY FOUR

- ☐ Insert items 1–4, 9
- ☐ 5 sticks or dowel rods
- ☐ Inflatable beach ball
- ☐ Construction paper

DAY FIVE

- ☐ Insert items 1–2, 4, 10
- ☐ 5 sticks or dowel rods
- ☐ Inflatable beach ball
- ☐ Picnic blankets
- ☐ Search online for pictures of Japanese cherry blossoms and print a few of your favorites or use a projector to show cherry blossoms on the ceiling.
- ☐ 4–5 objects with strong scents (such as lemons, coffee grounds, vanilla, vinegar, etc.), optional
- ☐ Handheld mirrors
- ☐ Decorated Welcome Bags
- ☐ Items for bags
- ☐ Curling ribbon



DAY 1

TRUTH COMES FROM GOD

WHAT YOU NEED TO KNOW

Bible Story

Satan Tricked Adam and Eve (*Genesis 2–3*)

Some People Say

Truth can be different for different people.

God Says

Truth comes from Me.

Today's Point

Truth comes from God.

Bonus Verse

The entirety of your word is truth, each of your righteous judgments endures forever. *Psalms 119:160*

Thy word is true from the beginning: and every one of thy righteous judgments endureth for ever.

Psalms 119:160 (KJV)

BIBLE STORY SUMMARY

God created Adam and Eve and placed them in the garden of Eden. He told them they could not eat from the tree of the knowledge of good and evil. Satan, disguised as a serpent, came and urged Eve to eat from the tree and become like God, knowing good and evil. Eve wanted the knowledge Satan talked about. So, she took the fruit and ate it. Adam ate it too. When they ate the fruit, they understood the difference between good and evil and immediately felt shame. Disobeying God was a choice to sin. That sin immediately broke their relationship with God. God told them about the bad things that would happen because they sinned. But God also promised a plan to defeat Satan. We now know God's plan was to send Jesus to restore the relationship between people and God.

GATHER YOUR SUPPLIES

- ☐ Everyday Supplies
- ☐ Insert Items 1–5
- ☐ 5 sticks or dowel rods
- ☐ Beanbags (6 per team of 5 kids)
- ☐ Inflatable beach ball

LEADER TIPS

- ☐ Create a “bonfire” to be the focal part of the front of the room using either real logs and sticks or cardboard tubes with red, orange, and yellow construction paper cut into flame shapes.

ADVANCE PREPARATION

- ☐ Copy the “Marshmallows” template (insert item 4) or print from the digital files. Cut out the marshmallows and write one of the following words on each one: *Osaka*, *temple*, *prayer*, *believe*, and *truth*. Tape each marshmallow to the end of a stick or dowel rod. Lean the sticks against a wall.
- ☐ Copy the “Day 1 Review Questions” (insert item 5) or print from the digital files. Cut apart questions and tape to a beach ball.
- ☐ Make a copy of “Mission Project Letter” (insert item 3) for each child.
- ☐ Prepare a sample Welcome Bag.
- ☐ Cue the Missions DVD to the Day 1 segment.




WELCOME

Welcome kids to Bonfire Missions. Ask if kids have ever been to a bonfire at a beach or someplace else. Select volunteers to say what their favorite things are to do at a bonfire and talk about your favorite bonfire activities as well. Say: “This week we’re going to learn about two missionary families who moved to new places to share God’s truth with the people there.”

INTRO TODAY’S VIDEO

- Say: “Today we are going to hear about the Fleming family. They are missionaries living in Osaka, Japan. They live in a place where people believe many things about God and the Bible that are not true. The Flemings live there to explain to people that truth comes from God.”
- Ask: “Who knows where the country of Japan is located?” Point out the “Japan Missions Poster” (insert item 1) and share that this is where the Fleming family is serving.
- Direct the kids’ attention to the “bonfire” you created in the room. Invite five children to hold roasting sticks over the fire and read the words on the prepared “Marshmallows” (insert item 4) aloud to the group. Encourage kids to listen for these words (Osaka, temple, prayer, believe, truth) as they watch the video and be prepared to answer questions about what they see and hear.



PLAY “MEET THE FLEMINGS” DAY 1 OR TELL THE MISSIONS STORY

APPLY MISSIONS VIDEO

- Discuss the marshmallow words using the questions below:
 - Where does the Fleming family live? (*Osaka, Japan*)
 - What religious buildings are in Osaka? (*temples and the Namba Yasaka Shrine*)
 - Why do people in Osaka pray? (*for luck or a blessing from a certain god, to make their lives better in the moment*)
 - What do the Flemings believe about truth? (*Truth comes from God.*)
- Say: “The Flemings are in Japan to share God’s truth with the people there. We’re here this week to learn about the same truth. Remember, truth comes from God.”

PLAY A BEANBAG GAME

- Say: “A traditional game in Japan is called *otedama*. It is a beanbag game much like the game of jacks. We are going to play a game similar to otedama.”
- Form relay lines of five players and give each team six beanbags. Explain that the first person in each line will run to the pile of beanbags and toss a beanbag in the air. Before that beanbag hits the ground, he should try to pick up one beanbag. The player may have up to three tries to pick up the beanbag. When he is done, he will leave all of the beanbags in a pile and return to tag the next player. The next player will do the same thing but will try to pick up two beanbags before the beanbag lands. The third player will try to pick up three beanbags and so on, until all five beanbags have been picked up at once.
- Say: “The entire Fleming family is busy telling people in Japan that truth comes from God. They don’t just want one, two, three, four, or five people to know this truth, they want everyone to know that truth comes from God!”



LARGE GROUP TIP

Show the “Japan Missions Poster” (insert item 1) on a large screen by pulling the image from the DVD-ROM or digital download into your media program.


INTRO TODAY’S VIDEO

- Say: “We’re also going to learn about the Brown family this week. They are a missionary family in the United States, and God told them to move from the suburbs to the city. They obeyed God’s leading even when they weren’t sure what would happen.”
- Call attention to the “Portland Missions Poster” (insert item 2). Point to Portland, Oregon, where the Brown family is serving.
- Play the video and encourage kids to be ready to answer questions afterward.

PLAY “MEET THE BROWNS” DAY 1 OR TELL THE MISSIONS STORY

APPLY MISSIONS VIDEO

- Hold up the prepared beach ball with the “Day 1 Review Questions” (insert item 5). Tell kids you are going to gently toss the beach ball to a child. When she catches it, she should read the review question that is closest to her right thumb. Select a volunteer to answer the question. Untape that question from the beach ball and toss the ball to someone else for the next question.
 - Where did the Brown family live at the beginning of the video? (*Suburbs, Gresham*)
 - Were they happy in the suburbs? (*Yes, they loved living there.*)
 - What “plot twist” did the Browns experience? (*They moved to a place that prides itself on being weird.*)
 - What happened after the Browns’ 10-year anniversary in Gresham? (*Vergil felt the Lord “stirring him up” or wanting to do something different in his life.*)
 - How did Lincoln and Olive feel about moving? (*Lincoln was surprised. Olive was not happy.*)
 - Why did Vergil and Kelsey decide to move? (*They knew that obeying God was the most important thing they could do.*)
 - What did Vergil and Kelsey want to model for their children? (*When God asks you to go, you go.*)
- Say: “God always speaks truth. He will never tell a lie. When He shows you where to go, you should follow just like the Brown family did.”



MEET SOMEONE NEW

- Say: “Since this is the first day of VBS, there is probably someone in this room who you don’t know or who you don’t know very well.”
- Challenge kids to go speak to someone they don’t know very well and introduce themselves. Explain that even though it can feel awkward to talk to people you don’t know, it gets easier the more you practice.
- Say: “Lincoln and Olive had to speak to a lot of new people when they moved, but now they have a lot of friendships in their new town. Sometimes it just takes boldness to start one conversation for a great new friendship to begin.”

MISSION PROJECT

- Ask: “Who has visited a new place like a church or school where you felt welcomed when you arrived? What did people do that made you feel that way?” Discuss kids’ favorite ways to make people feel welcomed. Allow several kids to answer.
- Show the sample Welcome Bag.
- Say: “We are learning about many different things missionaries do to make people feel welcome and to build new friendships.”
- Explain that this year’s mission project is going to let boys and girls share the love of Jesus with people while showing them how glad they are to meet them.
- Continue: “We will be making Welcome Bags to give to guests at our church or people in our community. We want people to know they are welcome at our church.”
- Tell kids they will have the opportunity to be involved by bringing in items to fill the bags, making a door hanger to invite a friend to VBS, and packing the bags at the end of the week. Give each child a “Mission Project Letter” (insert item 3) to take home explaining the mission project.

PRAY

Lead kids to pray, thanking God for these missionaries who followed God’s leading and moved to new places to share God’s love. Pray for the missionaries as they share God’s truth with the people in Japan and Portland. Pray for people living there to understand that truth comes from God.



DAY 2

GOD'S PLAN IS BEST

WHAT YOU NEED TO KNOW

Bible Story

Daniel Chose God's Way (*Daniel 1*)

Some People Say

Do what makes you happy.

God Says

My plan for you is even better.

Today's Point

God's plan is best.

Bonus Verse

Trust in the LORD with all your heart, and do not rely on your own understanding; in all your ways know him, and he will make your paths straight.
Proverbs 3:5-6

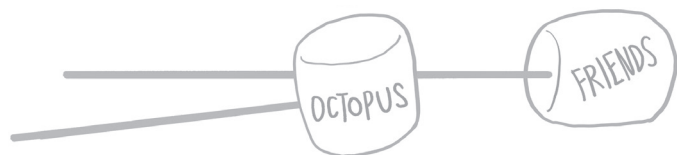

Trust in the LORD with all thine heart; and lean not unto thine own understanding. In all thy ways acknowledge him, and he shall direct thy paths.
Proverbs 3:5-6 (KJV)

BIBLE STORY SUMMARY

Daniel and his friends were taken captive by King Nebuchadnezzar of Babylon. The king ordered that the young men who had been captured should be served the same food and drink as the king and be trained for three years. Then they would attend to the king. Daniel asked if he and his friends could eat only vegetables and water. He wanted to follow God's plan with the foods he ate. Daniel and his friends were healthier and stronger than all the other men who had been eating the king's food! The friends chose to follow God's plan and God gave them knowledge and understanding. The king found the four friends even wiser than the other men who had been working for him.

GATHER YOUR SUPPLIES

- ☐ Everyday Supplies
- ☐ Insert items 1–4, 6–7
- ☐ 5 sticks or dowel rods
- ☐ Inflatable beach ball
- ☐ Clean, empty pizza box




ADVANCE PREPARATION

- ☐ Copy the "Marshmallows" template (insert item 4) or print from the digital files. Cut out the marshmallows and write one of the following words on each one: *exciting, octopus, party, friends, and happy*. Tape each marshmallow to the end of a stick or dowel rod. Lean the sticks against a wall.
- ☐ Copy the "Day 2 Review Questions" (insert item 6) or print from the digital files. Cut apart questions and tape to a beach ball.
- ☐ Copy "Door Hangers" (insert item 7) or print from the digital files. Cut out a door hanger for each child.
- ☐ Display your church's service times and information for kids to copy when making their door hangers.
- ☐ Make a copy of "Mission Project Letter" (insert item 3) for any newcomers.
- ☐ Cue the Mission DVD to the Day 2 segment.

WELCOME

Welcome kids back to Bonfire Missions. Tell them how thankful you are to have them in your group today. Show kids where to put the supplies for the Welcome Bags. Ask: “What did Daniel learn about God’s plan in today’s Bible story?” Allow several kids to answer. Tell kids today they are going to hear more from our missionary families about how God’s plan is best.



LARGE GROUP TIPS

Show the “Japan Missions Poster” (insert item 1) and “Portland Missions Poster” (insert item 2) on a large screen by pulling the image from the DVD-ROM or digital download into your media program.

INTRO TODAY’S VIDEO

- Ask: “What is the name of our missionary family living in Japan?” (*Fleming family*)
- Point out the “Japan Missions Poster” (insert item 1) and remind kids this is where the Fleming family is serving.
- Say: “Even though many people in Japan say you should do what makes you happy, the Fleming family is helping them understand that God’s plan is best and brings true happiness.”
- Invite five children to locate the roasting sticks and read the words (exciting, octopus, party, friends, happy) on the marshmallows aloud as they hold the sticks over the bonfire.
- Encourage kids to listen for these words as they watch the video.

PLAY “GAME PARTIES” DAY 2 OR TELL THE MISSIONS STORY

APPLY MISSIONS VIDEO

- Ask: “Which word from the marshmallows did you find most interesting?” Allow several kids the opportunity to explain why they found it interesting.
- Say: “Everyone wants to be happy, but like the Japanese people are learning, God’s plan for you is even better than your plan. We can all learn the truth that God’s plan is best.”

PLAY A NAME GAME

- Say: “Let’s take a minute to get to know everyone’s name.” Go around the group with everyone sharing his name and one item he will take to Breaker Rock Beach with him that begins with the first letter of his first name. For example, “My name is Hughston. I am taking a hammock.” Allow everyone to have a turn.
- Conclude: “Getting to know people gives the Flemings (and us!) more opportunities to share God’s truth. We want people everywhere to know that God’s plan is best.”


INTRO TODAY’S VIDEO

- Ask: “Who are our North American missionaries?” (*Brown family*)
- Invite a child to show where the Browns live using the “Portland Missions Poster” (insert item 2).
- Say: “Today we’re going to learn more about the Browns and how they followed God’s plan for their lives even when they weren’t sure what to think of it.”

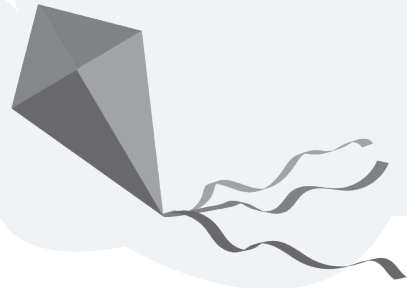
PLAY “KEEP PORTLAND WEIRD” DAY 2 OR TELL THE MISSIONS STORY

APPLY MISSIONS VIDEO

- Hold up the prepared beach ball with the “Day 2 Review Questions” (insert item 6). Tell the kids you are going to gently toss the beach ball to a child. When he catches it, he should read the review question that is closest to his right thumb. Select a volunteer to answer the question. Untape that question from the beach ball and toss the ball to someone else for the next question.



- What news did Olive and Lincoln’s parents give them one day? *(They were moving to Portland to start a new church.)*
- What do people say about Portland? *(Keep Portland weird.)*
- Do the Browns think Portland is weird? *(No, they think it’s a wonderful and welcoming place.)*
- What types of needs does Portland have? *(They need more churches and more people to be invited to church.)*
- What types of new things get started in Portland? *(new coffee shops, new coffee roasters, new ice cream suppliers)*
- Why was the man who delivered pizza curious? *(He had never been inside a church before.)*
- Why does Portland need churches? *(to tell more people about Jesus)*
- Remind kids that God’s plan is best for our lives, even when we don’t understand why. The Browns trusted God’s plan for them to move to Portland. Now they see the need for churches in Portland and for people to share the love of Jesus. They understand God’s plan for them is best.



ACT OUT A CONVERSATION

- Recall the opportunity the Browns had when pizza was delivered to their church. Select volunteers to act out a similar scene with a delivery person and one or two church members greeting him. Guide the delivery person to ask questions about what happens inside a church. Assist church members in answering as needed. Use the clean, empty pizza box as a prop.
- Say: “Most of the time when we greet a pizza delivery person at the door, we probably have one thing on our minds—pizza! The Browns had a great opportunity to talk about their church. We always need to be ready to talk about our church and God’s truth, no matter where we are!”

MISSION PROJECT


- Explain what the hands-on mission project is this week. Remind kids we want to make people feel welcome to come to church so they can learn how much God loves them and that truth comes from God. There are many ways to make people feel welcome.
- Say: “Today we are going to make door hanger invitations so each of you can invite a friend or neighbor to come to church with you.”
- Distribute “Door Hangers” (insert item 7). Lead kids to write your church’s service time information on the door hangers as well as a personal invitation to come to church. Distribute markers or crayons and allow kids to illustrate their door hangers as they choose.
- Guide the kids to discuss other ways they can share Jesus with their friends and neighbors. Encourage them to talk with their parents about how they, as a family, can show their neighbors that God loves them and that His truth is rock-solid.
- Challenge kids to take their door hangers home to invite a friend to VBS or church. Door hangers could also be kept at church to go in Welcome Bags if they are being distributed in your community.
- Distribute a “Missions Project Letter” (insert item 3) to any newcomers to take home.

LEADER TIPS

- Refer to the information on page 21 about this week’s suggested mission project.
- Optional: Keep door hangers at church to add to Welcome Bags if they will be distributed in your community.

PRAY

Lead kids to thank God that His plan is always best. Ask God to be with the Fleming and Brown families as they share the love of Jesus with people in their communities. Pray that the kids in your VBS would share the love of Jesus with the people in their communities this week too.





DAY 3

EVERYONE NEEDS JESUS

WHAT YOU NEED TO KNOW

Bible Story

The Rich Young Ruler (*Mark 10:17-27*)

Some People Say

Being a good person gets you into heaven.

God Says

Everyone sins and needs a Savior.

Today's Point

Everyone needs Jesus.

Bonus Verse

For all have sinned and fall short of the glory of God; they are justified freely by his grace through the redemption that is in Christ Jesus.

Romans 3:23-24

For all have sinned, and come short of the glory of God; being justified freely by his grace through the redemption that is in Christ Jesus.

Romans 3:23-24 (KJV)

BIBLE STORY SUMMARY


Jesus is the One that God promised would come to fix the relationship between God and people. One day a rich man asked Jesus how to get to heaven. Jesus reminded the man of God's commandments. The man said he had kept those. Jesus said he needed to sell all his things and follow Jesus. The rich man went away sad. A person does not have to sell everything to get to heaven, but the rich man cared more about his things than following Jesus. Jesus said, "It's easier for a camel to go through the eye of a needle than for a rich person to enter the kingdom of God." The disciples asked, "Then who can be saved?" Jesus said, "It's impossible for human beings, but all things are possible with God." God sent Jesus to make it possible for all people to be saved.

GATHER YOUR SUPPLIES

- ☐ Everyday Supplies
- ☐ Insert items 1–4, 8
- ☐ 5 sticks or dowel rods
- ☐ Small snack such as mini muffins or fish-shaped crackers
- ☐ Sidewalk chalk
- ☐ Inflatable beach ball
- ☐ White paper bags with handles
- ☐ *VBS 2024 Theme Stickers* (9781430088820)
- ☐ *VBS 2024 Sticky Foam Shapes* (9781430088301)

ADVANCE PREPARATION

- ☐ Copy the "Marshmallows" template (insert item 4) or print from the digital files. Cut out the marshmallows and write one of the following words on each one: *school*, *train*, *snacks*, *café*, and *cook*. Tape each marshmallow to the end of a stick or dowel rod. Lean the sticks against a wall.
- ☐ Copy the "Day 3 Review Questions" (insert item 8) or print from the digital files. Cut apart questions and tape to a beach ball. Make copies of the "Mission Project Letter" (insert item 3) for any newcomers.
- ☐ Determine the best place to use sidewalk chalk in your church's parking lot. Ask permission if needed.
- ☐ Write *WELCOME* on a dry erase board for kids to copy on the bags.
- ☐ Cue the Mission DVD to the Day 3 segment.




WELCOME

Welcome kids back to Bonfire Missions. Ask: “What is Today’s Point from our Bible story?” (*Everyone needs Jesus.*) Remind kids that just like the rich young ruler could not do enough good things to get into heaven, none of us can either. We all sin and need a Savior.

INTRO TODAY’S VIDEO

- Point out the “Japan Missions Poster” (insert item 1). Remind kids the Fleming family lives in Osaka, Japan.
- Ask: “What do you do in the mornings to prepare for school? How do you travel to school? How long does it take you to get to school?” Give several kids the opportunity to answer.
- Say: “Today we’re going to learn how Trinity and her sisters get to school.”
- Select five volunteers to find the roasting sticks and read the words (school, train, snacks, café, cook) on the prepared “Marshmallows” (insert item 4) aloud while they hold the sticks over the bonfire. Remind kids to listen for these words while they watch the video so they can be ready to answer questions after the video.



PLAY “DAILY LIFE” DAY 3 OR TELL THE MISSIONS STORY

APPLY MISSIONS VIDEO


- Ask kids which marshmallow words they heard in the video. Review the video using the following questions:
 - How do the Fleming girls travel to school? (*They take two trains, sometimes three.*)
 - What do the girls do on their long train rides? (*read or study*)
 - What is one of Trinity’s favorite snacks? (*little dried fish similar to anchovies in the United States*)
 - What does Adria do once a month while the girls are at school? (*hosts a ladies’ café*)
 - What do they do at the ladies’ café? (*crafts, cook a meal, study a book*)
- Say: “Friends are a big part of the Fleming family’s lives. They want their friends to know that everyone needs Jesus. We have all sinned and need a Savior. Just like the Flemings share about Jesus with their friends, you can share about Jesus with your friends too.”

LARGE GROUP TIP

Show the “Japan Missions Poster” (insert item 1) on a large screen by pulling the image from the DVD-ROM or digital download into your media program.

PRACTICE HOSTING A CAFÉ

- Form groups of three or four kids and distribute a small snack such as mini muffins or fish-shaped crackers. While boys and girls enjoy their snacks, encourage them to practice telling each other that everyone needs Jesus. Challenge kids to retell the Bible story from today. Use the Bible story summary on page 12 if needed.
- Say: “Sometimes we can be nervous or even scared to talk to our friends about Jesus, but it gets easier to do the more we practice. Adria loves her friends and wants them to know that everyone sins and needs a Savior. When we do fun things together with our friends, we can tell them about Jesus too.”



INTRO TODAY’S VIDEO

- Call attention to the “Portland Missions Poster” (insert item 2). Remind kids this is where the Brown family is serving.

PLAY “THE WELCOME” DAY 3 OR TELL THE MISSIONS STORY



DAY 3 REVIEW QUESTIONS

What are the names of the four children in the Brown family?

What shocking thing did God want Vergil and his family to do?

How did the kids feel about the move? Why?

How were the Browns welcomed into their new neighborhood?

What did Lincoln discover about their new neighborhood?

What did God provide for Olive?

How does Olive feel about their move now?

DAY 3 ANSWERS

What are the names of the four children in the Brown family? (Olive, Lincoln, Coco, and Georgia)

What shocking thing did God want Vergil and his family to do? (God wanted the Browns to move to Portland to start a brand-new church.)

How did the kids feel about the move? Why? (They were sad. All of their friends and people were in Gresham. They had grown up there.)

How were the Browns welcomed into their new neighborhood? (Chalk drawings on their driveway)

What did Lincoln discover about their new neighborhood? (There were a lot of kids around his age, shops all around, and a lot of different parks.)

What did God provide for Olive? (A lot of friends in the neighborhood)

How does Olive feel about their move now? (She's happy they moved. She has a lot of friends in her neighborhood, at school, and at church.)

APPLY MISSIONS VIDEO TIP

If it is not possible to go outside, provide large sheets of paper and chalk or markers to make indoor welcome signs for your church.

LEADER TIP

Refer to the information on page 21 about this week's suggested mission project. Explain where the Welcome Bags will be going.

APPLY MISSIONS VIDEO

- Hold up the prepared beach ball with the "Day 3 Review Questions" (insert item 8). Tell the kids you are going to gently toss the beach ball to a child. When she catches it, she should read the review question that is closest to her right thumb. Select a volunteer to answer the question. Untape that question from the beach ball and toss the ball to someone else for the next question.
 - What are the names of the four children in the Brown family? (*Olive, Lincoln, Coco, and Georgia*)
 - What shocking thing did God want Vergil and his family to do? (*God wanted the Browns to move to Portland to start a brand-new church.*)
 - How did the kids feel about the move? Why? (*They were sad. All of their friends and people were in Gresham. They had grown up there.*)
 - How were the Browns welcomed into their new neighborhood? (*chalk drawings on their driveway*)
 - What did Lincoln discover about their new neighborhood? (*There were a lot of kids around his age, shops all around, and a lot of different parks.*)
 - What did God provide for Olive? (*a lot of friends in the neighborhood*)
 - How does Olive feel about their move now? (*She's happy they moved. She has a lot of friends in her neighborhood, at school, and at church.*)
- Say: "Olive, Lincoln, and their sisters were sad about moving to a new place, but they knew they needed to follow God's plan. They discovered that God provided for their needs and now they are happy because God's plan is best. They're sharing with their new friends how much God loves them."

APPLY MISSIONS VIDEO

- Point out how excited the Browns were to find welcome messages on their driveway. Go outside and use sidewalk chalk to write welcome messages in church parking places or on church sidewalks. Encourage kids to write messages such as, "We're glad you're here" or "God's truth never changes."
- Say: "We want people to feel welcomed in church as soon as they get here. It doesn't matter if it is their first time here or if they have been coming to this church since they were very young. All people should feel loved at church so they can hear good news about Jesus."

MISSION PROJECT

- Remind kids that the mission project this week is creating Welcome Bags so people in your community can know they are welcome at church.
- Say: "Just like our missionaries are finding creative ways to make the people in their communities feel welcome at their church, we want to do the same thing in our community. We want people to come and learn about Jesus and God's rock-solid truth in a world of shifting sands."
- Explain that today kids will be decorating the outside of the bags. Say: "We want the outside of the bag to be fun and friendly just like the items inside."
- Call attention to the word *WELCOME* on the dry erase board. Guide kids to write *WELCOME* on the front of each bag. Distribute markers or crayons for kids to use.
- Encourage kids to be creative and draw a decorative border around the edge of the bags. Add *VBS 2024 Theme Stickers* (9781430088820) or *VBS 2024 Sticky Foam Shapes* (9781430088301). Guide kids to keep the bags folded while they decorate them.
- Give any newcomers a copy of the "Mission Project Letter" (insert item 3) to take home.

PRAY

Lead the kids to pray for the Fleming and Brown families as they share with their friends that everyone needs Jesus. Pray for them as they share how much Jesus loves the people in their communities. Pray that kids in your VBS will share with their friends how much Jesus loves them.



DAY 4

JESUS IS THE ONLY WAY

WHAT YOU NEED TO KNOW

Bible Story

John Wrote about Jesus (*John 14:1-6; 18-20; Acts 1:9-12*)

Some People Say

There are many ways to get to heaven.

God Says

Jesus is the only way to get to heaven.

Today's Point

Jesus is the only way.

Bonus Verse

There is salvation in no one else, for there is no other name under heaven given to people by which we must be saved. *Acts 4:12*

Neither is there salvation in any other: for there is none other name under heaven given among men, whereby we must be saved. *Acts 4:12 (KJV)*

GATHER YOUR SUPPLIES

- ☐ Everyday Supplies
- ☐ Insert items 1-4, 9
- ☐ 5 sticks or dowel rods
- ☐ Inflatable beach ball
- ☐ Construction paper



ADVANCE PREPARATION

- ☐ Copy the "Marshmallows" template (insert item 4) or print from the digital files. Cut out the marshmallows and write one of the following words on each one: *stations, signs, food, book, and manga*. Tape each marshmallow to the end of a stick or dowel rod. Lean the sticks against a wall.

BIBLE STORY SUMMARY

John was one of Jesus' disciples and closest friends. John wrote a book about what he had seen and heard. Jesus often told the disciples that He would be killed, but after three days He would be alive again. Jesus explained that He is the only way to have eternal life. Jesus was arrested and put on trial, then sentenced to death. Jesus was taken to a nearby hillside and nailed to a cross. After Jesus died, He was buried and a large stone was rolled across the opening of the tomb. Three days later, some women walked to the tomb. The stone was rolled away and the tomb was empty! Jesus is alive! Over the next forty days, many people saw the risen Jesus, talked with Him, and even ate with Him. Finally, Jesus returned to heaven.

- ☐ Copy the "Day 4 Review Questions" (insert item 9) or print from the digital files. Cut apart questions and tape to a beach ball.
- ☐ Write these conversation questions on the dry erase board along with Romans 3:23-24.
 - *What's your name?*
 - *What's your favorite food?*
 - *What do you do for fun?*
 - *What is your favorite book?*
- ☐ Invite a leader from your church's greeter ministry to share briefly about this ministry.
- ☐ Make copies of the "Mission Project Letter" (insert item 3) for any newcomers.
- ☐ Write out 3-4 Bible verses for kids to use on their Welcome Pictures if they do not have a favorite verse.
- ☐ Cue the Mission DVD to the Day 4 segment.



WELCOME

Welcome kids back to Bonfire Missions. Ask: “What did John write about in today’s Bible story?” (*John wrote about his eyewitness account of the events surrounding the crucifixion and resurrection.*) Give several children the chance to respond. Say: “The Bible tells us there is only one way to get to heaven and that is Jesus. We know this is true because God’s Word is always true.”

INTRO TODAY’S VIDEO

- Ask: “What are some ways the Fleming family connects with people to tell them about Jesus?” (*hosting game parties, making friends at school, and hosting ladies’ café*)
- Select a volunteer to point out where the Fleming family lives on the “Japan Missions Poster” (insert item 1).
- Select five volunteers to find the roasting sticks and read the words on the marshmallows aloud while they hold the sticks over the bonfire.
- Remind kids to listen for today’s words (stations, signs, food, book, manga) as they watch the video.

PLAY “GOSPEL CONVERSATIONS” DAY 4 OR TELL THE MISSIONS STORY

APPLY MISSIONS VIDEO

- Ask: “Who has ever started talking with a friend about one topic but ended the conversation talking about something else?” Talk about how the Fleming family uses regular conversations to talk about Jesus to people they meet.
- Review the video using the following questions:
 - Where does the Fleming family go to meet people? (*busy train stations*)
 - How do they talk to people at the train stations? (*hold up signs offering free, five-minute English conversations*)
 - What types of things does the team like to start talking about when they begin a conversation? (*food, hobbies*)
 - What is the last question the team likes to ask? (*What is your favorite book?*)
 - What does the team give to people after the conversation? (*a special manga that shares a condensed version of the Bible*)



PARTICIPATE IN ENGLISH PRACTICE

Write the following questions on a dry erase board along with Romans 3:23-24.

- What’s your name?
- What’s your favorite food?
- What do you do for fun?
- What’s your favorite book?

LARGE GROUP TIP

Show “Portland Missions Poster” (insert item 2) on a large screen by pulling the image from the DVD-ROM or digital download into your media program.

PARTICIPATE IN ENGLISH PRACTICE

- Help kids find a partner. Direct their attention to the questions on the dry erase board and explain that they will have the opportunity to participate in an English practice session. One person should lead the conversation by asking the questions while the other partner answers them. Challenge kids to share Romans 3:23-24 with their language partners too.
- Say: “You can use simple conversations with your friends to tell them about Jesus. You can tell your friends what you are learning at VBS this week and that Jesus is the only way to heaven. You can be a missionary to your friends, just like the Fleming family.”

INTRO TODAY’S VIDEO

- Say: “Today we’re going to learn how kids Olive and Lincoln got to be part of planting a new church in Portland, Oregon. God is using the entire Brown family in this new church.”

PLAY “SERVING AT CHURCH” DAY 4 OR TELL THE MISSIONS STORY.

APPLY MISSIONS VIDEO

- Hold up the prepared beach ball with the “Day 4 Review Questions” (insert item 9). Tell the kids you are going to gently toss the beach ball to a child. When he catches it, he should read the review question that is closest to his right thumb. Select a volunteer to answer the question. Untape that question from the beach ball and toss the ball to someone else for the next question.
 - What is the entire Brown family involved in? *(They are all involved with planting a church.)*
 - How does Kelsey help at church? *(She is a greeter, works with kids, and helps to disciple women.)*
 - What do Lincoln and Olive do first to set up for church? *(They set up signs in front of the church that say, “Redemption Church meets at 10 a.m.”)*
 - How does Lincoln help on Sundays? *(He helps set up the live stream.)*
 - How does Olive help with the church plant? *(She helps with the children’s classes.)*
 - Why does Kelsey give homemade bread to neighbors and church guests? *(It makes people feel welcome.)*
 - How has the Brown family seen God’s faithfulness? *(God gave them a building, brought people to their church, and gave them friends at church.)*
- Say: “God is using the entire Brown family to serve at their new church plant and show people God loves them. God can use each of us in different ways too.”



PORTLAND COFFEE

LEADER TIP

Refer to the information on page 21 about this week’s suggested mission project.

HEAR FROM A MINISTRY LEADER

- Invite a leader from your church’s greeter ministry to come speak briefly to your group about his role as a greeter. Encourage him to share about his responsibilities, the importance of greeters, and how kids can serve in this area.
- Say: “Sometimes it can be hard for kids to serve at church when they aren’t able to drive or decide when their family goes to church. The greeter ministry would be a great way to get to serve the church and welcome people into worship.”
- Encourage kids to speak to their parents and a church leader if they are interested in serving in a church ministry like this. Mention that it might even be an opportunity for kids and parents to serve together.

MISSION PROJECT

- Say: “Just like Kelsey bakes bread to help new people feel welcome, our mission project is also going to make people feel welcome. Today we are going to make Welcome Pictures to put in our bags to share the love of Jesus to the people who receive them.”
- Lead kids to discuss what types of pictures they can draw that would bring joy to people.
- Distribute construction paper and colored pencils or crayons to each child. Encourage kids to write out a Bible verse on their Welcome Pictures. Call attention to Bible verses kids can choose from or allow them to pick their own favorite verses. Kids can also draw pictures that relate to the Bible verses to share the love of Jesus with the people who will open the bag.
- Remind kids that this is just one way they can be involved in missions. They can also invite their friends to church and tell their friends how much Jesus loves them.

PRAY

Lead kids to pray for the missionaries as they have conversations with people. Pray that the missionaries would be bold in telling people that Jesus is the only way to heaven. Pray for the kids in your VBS to be bold in telling their friends about Jesus.





DAY 5

SPEAK THE TRUTH IN LOVE

WHAT YOU NEED TO KNOW

Bible Story

Paul Encouraged the Ephesians (*Acts 9:1-6; 19:1-10,21-31; 20:1; Ephesians 3:14–4:16*)

Some People Say

If you don't agree with me, you don't love me.

God Says

Speak the truth in love.

Today's Point

Speak the truth in love.

Bonus Verse

But speaking the truth in love, let us grow in every way into him who is the head—Christ. *Ephesians 4:15*

But speaking the truth in love, may grow up into him in all things, which is the head, even Christ. *Ephesians 4:15 (KJV)*

GATHER YOUR SUPPLIES

- ☐ Everyday supplies
- ☐ Insert items 1–2, 4, 10
- ☐ 5 sticks or dowel rods
- ☐ Inflatable beach ball
- ☐ Picnic blankets
- ☐ 4–5 objects with strong scents (such as lemons, coffee grounds, vanilla, vinegar, etc.), optional
- ☐ Handheld mirrors
- ☐ Decorated Welcome Bags
- ☐ Items for bags
- ☐ Curling ribbon



BIBLE STORY SUMMARY

Paul persecuted Christians before he learned that Jesus is God's Son. After that, Paul worked to tell people about Jesus. Paul visited a town named Ephesus. God did amazing things there. Many people became believers and stopped worshiping idols. Those who still worshiped idols became upset, and there was an angry fight in the city. Later Paul wrote a letter to the church at Ephesus. Paul knew what life was like there. Believers in Jesus were persecuted, and people taught wrong things about Jesus. Paul reminded the believers that God loved them. He said believers should show God's love to others whether they agreed with them or not. Paul challenged the people to grow in their relationships with Jesus so that they would know God's truth and not be easily fooled.

LEADER TIPS

- ☐ For large groups, project pictures of items to smell on a screen for better visibility.
- ☐ Set up one or more tables with items for Welcome Bags, making sure to leave space between each group of items.
- ☐ Ask 2–3 additional adults to help today and give them specific responsibilities.

ADVANCE PREPARATION

- ☐ Copy the "Marshmallows" template (insert item 4) or print from the digital files. Cut out the marshmallows and write one of the following words on each one: *cherry, park, culture, trust, and love*. Tape each marshmallow to the end of a stick or dowel rod. Lean the sticks against a wall.
- ☐ Copy the "Day 5 Review Questions" (insert item 10) or print from the digital files. Cut apart questions and tape to a beach ball.
- ☐ Search online for pictures of Japanese cherry blossoms and print a few of your favorites or use a projector to show cherry blossoms on the ceiling.
- ☐ Cue the Mission DVD to the Day 5 segment.

DAY 5 REVIEW QUESTIONS	
What was one thing the Browns were hoping to show their new community?	(They wanted to show people what community looks like.)
Which family members had a job in starting a new church?	
What is the role of the Brown family children in seeing new churches get started?	
What did Lincoln learn about God?	
Why is Vergil grateful?	
How can you and your family partner with the Browns and other church planters?	
How can we be like the Brown family?	

DAY 5 ANSWERS	
What was one thing the Browns were hoping to show their new community?	(They wanted to show people what community looks like.)
Which family members had a job in starting a new church?	(They all had jobs in starting a new church.)
What is the role of the Brown family children in seeing new churches get started?	(They are to work alongside their parents and be good ambassadors or representatives for the church.)
What did Lincoln learn about God?	(He learned that God loves us and that we should love others.)
Why is Vergil grateful?	(The family has been able to experience God's love through church planting.)
How can you and your family partner with the Browns and other church planters?	(By going to missions and helping with church planting.)
How can we be like the Brown family?	(We can follow God, love others, and do something scary.)

WELCOME

Welcome kids to their final day at Bonfire Missions. Ask what their favorite part of Missions has been this week and allow several kids the opportunity to answer. Tell the kids how much you've enjoyed having them in Missions. Say: "We have one last time together to learn about our missionaries and how they are speaking the truth in love."


INTRO TODAY'S VIDEO

- Ask for a volunteer to show where the Flemings live, using the "Japan Missions Poster" (insert item 1). Remind kids that the Flemings are living in Osaka to share God's love with the Japanese people.
- Select five volunteers to find the roasting sticks and read the words on the marshmallows aloud while they hold the sticks over the "bonfire."
- Remind kids to listen for today's words (cherry, park, culture, trust, love) as they watch the video.

PLAY "CHERRY BLOSSOMS" DAY 5 OR TELL THE MISSIONS STORY

APPLY MISSIONS VIDEO

- Review the video using the questions below:
 - What is the Japanese word for cherry blossoms? (*sakura*)
 - What does the Fleming family do during cherry blossom season? (*They plan cherry blossom viewing parties at the park.*)
 - Why do they have these parties? (*They are a part of the Japanese culture. It makes people want to know about the Flemings and why they are in Japan.*)
 - What does Japanese friendship show? (*Building a friendship shows that people trust you. When people trust you they are more open to believing what you believe.*)
 - How can we pray for the Japanese people? (*Pray that they will come to know Jesus loves them and wants to have a relationship with them.*)
- Encourage kids to continue to pray for the Fleming family to shine God's light in Osaka. Say: "You can speak the truth in love to the people around you too. You can share God's rock-solid truth in a world of shifting sands."



LARGE GROUP TIP

Show the "Japan Missions Poster" (insert item 1) on a large screen by pulling the image from the DVD-ROM or digital download into your media program.

VIEW CHERRY BLOSSOMS

- Spread picnic blankets on the floor and direct kids to sit in groups on the blankets. Show pictures of Japanese cherry blossoms. Invite kids to imagine there is a soft scent of blossoms in the air.
- Say: "Just like the Flemings meet up with people to enjoy the beautiful sight of cherry blossoms and to build friendships, we are going to get to spend a few minutes getting to know each other better."
- Explain that you are going to show items that have strong scents. If possible, allow kids to smell the item as you introduce it. Then ask kids to give a thumbs-up if they like the scent or a thumbs-down if they do not like the scent. Encourage them to see if other kids on their blankets have given a thumbs-up or thumbs-down. Continue with each object.
- Say: "Did everyone like all of the same scents, or did some people not like a scent that others in your group liked? Just because we disagree with someone doesn't mean we don't love that person. The Flemings are hard at work speaking truth in love to people at cherry blossom viewing parties. We can do the same wherever we are."

VIEW CHERRY BLOSSOMS TIP

If actual scents are unavailable, call out well-known scents such as chocolate chip cookies, peppermint, coffee, cinnamon, and so forth.



INTRO TODAY'S VIDEO

- Call attention to the "Portland Missions Poster" (insert item 2). Remind kids that the Brown family moved from their comfortable home where they had lived a long time to go to a new city to plant a church.
- Explain that today we will see how God has shown the Brown family that His way is best and He has a plan for them.

PLAY "GOD'S FAITHFULNESS" DAY 5 OR TELL THE MISSIONS STORY

APPLY MISSIONS VIDEO

- Hold up the prepared beach ball with the “Day 5 Review Questions” (insert item 10). Tell the kids you are going to gently toss the beach ball to a child. When she catches it, she should read the review question that is closest to her right thumb. Select a volunteer to answer the question. Untape that question from the beach ball and toss the ball to someone else for the next question.
 - What was one thing the Browns were hoping to show their new community? *(They wanted to show people what community looks like.)*
 - Which family members had a job in starting a new church? *(They all did.)*
 - What is the role of the Brown family children in seeing new churches get started? *(Their role is to work alongside their parents and be good ambassadors or representatives for the church.)*
 - What did Lincoln learn about God? *(He learned that God knows what He’s doing.)*
 - Why is Vergil grateful? *(The family has been able to experience God’s faithfulness through church planting.)*
 - How can you and your family partner with the Browns and other church planters? *(by giving to missions and praying for church planters)*
 - How can we be like the Brown family? *(We can follow God, even if He asks us to do something scary.)*
- Say: “The Brown family said yes to God, even when it was a little scary to leave their comfortable home and move to a new place to start a church. We can follow God, too, and be missionaries right where we live by speaking God’s truth in love to those around us.”

TELL “YOUNGER YOU” SOMETHING YOU’VE LEARNED ABOUT GOD

- Provide several handheld mirrors. Remind boys and girls that Olive said she would like to go back and tell her 11-year-old self that moving would actually be really great.
- Guide kids to think about things they have recently learned from God’s Word. Encourage kids to take turns holding up the mirrors and reminding themselves this truth that their “younger selves” didn’t know. Be prepared to give an example from your own life.
- Say: “When we spend time reading and learning from the Bible, we will constantly understand more and more of God’s truth. While it’s important for us to share this truth with other people, it’s also important for us to believe it and apply it to our own lives too, just like the Brown family does.”

MISSION PROJECT

- Say: “All week we’ve been collecting supplies to make Welcome Bags to give to people in our community. Today we are going to pack the bags so we can share the love of Jesus with the people around us and who visit our church.”
- Explain how you have set up the items in groups on the table.
- Direct the kids to form a line. One at a time, kids will take a decorated Welcome Bag and begin filling it with the items on the table. The last item to go in the bag is the Welcome Pictures made on Day 4. After they have filled a bag, they can tie a piece of ribbon around the handles and hand it to an adult to curl the ribbon.
- Remind kids that while we want people to feel welcome, we want to do even more than that. We want to speak the truth in love and tell people how much God loves them. These bags are just the first step.
- Say: “We can continue to be involved with missions even after VBS is over. One of the biggest ways you can be involved from home is to pray for our missionaries.”
- Encourage kids to continue to pray for our missionaries and the people who will receive the bags they just packed.

PRAY

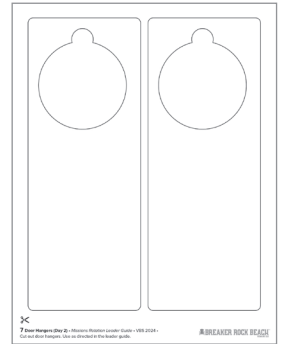
Lead kids to pray for the Fleming and Brown families to continue to be bold in speaking God’s truth in love to the people in their communities. Guide kids to pray that they, themselves, will have boldness to tell their friends about God and how God’s Word never changes.

LEADER TIP

Refer to the information on page 21 about this week’s suggested mission project.

MISSION PROJECT

At Breaker Rock Beach kids are discovering God's rock-solid truth in a world of shifting sands. In missions they are learning how part of the missionary's work is to make people feel welcome. They intentionally plan ways to invite people into their ministry and have conversations with them. The missions project is doing the same thing by giving kids the opportunity to be involved with welcoming people to your church. Kids will be asked to bring in items to fill Welcome Bags to give out to church guests. Not only will they bring in the items for the bag, they'll also be creating Welcome Pictures to share in the bags and praying over them. Children will also be encouraged to serve alongside an adult to distribute bags within their church or community. Kids will be given the opportunity to create a door hanger invitation to invite a friend to join them at VBS.



MISSION PROJECT SUPPLIES

- ☐ White paper bags with handles
- ☐ Items for bags:
 - Water bottles, facial tissues, mints, bubbles, small box of crayons, coloring books, candy, pens, and so forth
 - *VBS 2024 Gospel Guide* (9781430090564)
 - Information about your church (business card, church letter, etc.)
- ☐ “Door Hangers” (insert item 7)
- ☐ Construction paper
- ☐ Colored pencils, markers, crayons
- ☐ *VBS 2024 Theme Stickers* (9781430088820)
- ☐ *VBS 2024 Sticky Foam Shapes* (9781430088301)
- ☐ Curling ribbon
- ☐ Scissors

ADVANCED PREPARATION

- ☐ Copy “Door Hangers” (insert item 7) or print from the digital files. Cut out a door hanger for each child.
- ☐ Write out 3–4 Bible verses for the kids to use on their Welcome Pictures if they do not have a favorite verse.
- ☐ Make a sample Welcome Bag.



LEADER TIPS

- Select someone to coordinate the project.
- Decide if the bags will be used in your church or distributed in the community to welcome new neighbors and friends—or both.
- Communicate specifically with parents and church members what items you will be collecting.
- Consider purchasing bags or collecting them from church members prior to VBS.
- Consider printing church information on labels or paper that can be glued on for younger kids.

Instructions

- Show the sample Welcome Bag. Explain that the missionaries who kids are learning about this week work together as a family to do ministry and they are always working to make people feel welcome.
- Say: “We will be making Welcome Bags to give to guests at our church or people in our community. We want people to know they are welcome at our church.”
- Give each kid a “Door Hanger” (insert item 7). Lead kids to write your church’s service time information on the door hangers as well as a personal invitation to come to church. Distribute markers or crayons and allow kids to illustrate their door hangers as they choose. Set door hangers aside to include in Welcome Bags if they are being distributed in your community.
- Distribute paper bags to kids. Guide the kids to write *WELCOME* on each bag using markers or crayons. Encourage kids to be creative and draw a decorative border around the edge of the bags. Add *VBS 2024 Theme Stickers* (9781430088820) or *VBS 2024 Sticky Foam Shapes* (9781430088301). Guide kids to keep the bags folded while they decorate them.
- Give each child a piece of construction paper to create a Welcome Picture. Discuss what types of pictures they can draw that would bring joy to people. Encourage kids to write out a Bible verse on their Welcome Pictures. Call attention to Bible verses kids can choose from or allow them to pick their own favorite verses. Kids can also draw pictures that relate to the Bible verses to share the love of Jesus with the people who will open the bag.
- Group each item on a table that will be going in bags. Direct kids to form a line. One at a time, kids will take a white paper bag and fill it with one of each item on the table, ending with a Welcome Picture.
- Kids can tie a piece of curling ribbon around the handles of the bag to keep it closed. Assist as needed. An adult can curl the ribbon and place it in the designated area.
- Pray for the people who will receive the Welcome Bags.

VIDEO STORY SUMMARIES

DAY 1

Meet the Flemings

On the other side of the Pacific Ocean is the country of Japan, and one of its most popular cities is Osaka. Osaka is a big city with over 2.5 million people. Osaka is known for good food, comedy, friendly people, and cherry blossoms. Living in Osaka is the Fleming family. They are IMB missionaries. Trey and Adria have three daughters who help them spread the love of Jesus: Bethany, Trinity, and Clara.

God called them to Japan to share the love of Christ with the Japanese people. Osaka has a lot of temples. It is even home to the oldest Buddhist temple in Japan. The Japanese people usually believe a combination of Buddhism and Shintoism. Both religions worship things that aren't really God. They have statues outside to guard the temples. The Namba Yasaka Shrine is a popular shrine in Osaka. The appearance of the shrine is intimidating, with an open jaw that is meant to swallow evil spirits and leave you with good fortune.

Osaka also has prayer walls with prayers hanging on it from people who mostly want luck or a blessing from a certain god. Prayers for them are about making life a little better for them in the moment, but they usually haven't thought about what happens after you die or how we can talk to a real God who hears our prayers and has the power to do something about it. We often hear, "You believe what you believe, and I'll believe what I believe. Truth can be different for different people." However, we as Christians believe that truth comes from God. The Bible says, "The entirety of your word is truth, each of your righteous judgments endures forever" (Psalm 119:160).

God's truth never changes. He loves all people, and He wants to have a relationship with them. The Fleming family wants the Japanese people to know that Jesus loves them and that He has a plan for their lives. Every day they try to find new ways to share the love of Christ with the Japanese people.

Meet the Browns

Vergil Brown started a church in Gresham, a town outside of Portland, Oregon. Vergil and his wife, Kelsey, had four kids and had basically lived in Gresham their whole lives. There was a special 10-year anniversary service at their church, and Vergil told Kelsey that they were never going to leave that church! Not too long after that, God made Vergil feel differently about staying there. God began "stirring him up" and leading his family to make a move. This "plot twist" would lead them to move to a city that prides itself on being weird.



The Browns were really nervous about telling their kids this news. While they were excited to follow God's call, they were worried about how the kids would take the news. The oldest kids, Lincoln and Olive, were surprised to hear the news, but the first thing Olive asked was, "Is that why you and Mom have been so happy recently?" Olive had recognized the joy of the Lord in her parents' lives about taking this step of faith.

Olive wasn't very happy about moving, though. Everyone she knew was in that city and she was going to be moving schools, houses, and churches all at the same time. All of the Brown kids had to give up a lot since they were moving away from friends and grandparents. Vergil and Kelsey knew that obeying God was the most important thing they could do. They wanted to be role models of what it's like to go when God says, "Go!"

DAY 2

Game Parties

Osaka is an exciting place to live. It's full of bright lights, modern buildings, technology, and a lot of fun things to do. *Takoyaki* is a Japanese snack often filled with octopus and deep fried! They sell them on the streets of Osaka, and it's delicious—or as they say in Japan, *oushi*!



The Japanese people love to have fun and play games! They really love video games, so the Flemings had an idea to host "game parties!" They invite a lot of people over to their office to play games and eat American food. Osakans love food, and they are interested in what Americans eat—like tacos! Oushi!

The game parties are a lot of fun, and people keep coming back and inviting their friends. While some people are waiting for their turn to play video games, it's a great opportunity for the Flemings to get to know them better. It is really important that they can become friends with Japanese people so their new friends will trust them and listen to what they have to say about Jesus.

Sometimes you hear people say, "Do what makes you happy." They usually aren't talking about video games but how they live their lives. The Bible says, "Trust in the LORD with all your heart, and do not rely on your own understanding; in all your ways know him, and he will make your paths straight" (Proverbs 3:5-6).

Are you following God's plan for your life or doing whatever makes you happy? Clara believes that God's plan is the best and brings true happiness! Living her life focused on His plan and on what He wants from her is how she wins!

Keep Portland Weird

Olive and Lincoln's parents told them that their family would be moving to Portland to start a new church. A popular phrase in Portland is, "Keep Portland weird." Vergil Brown thinks when

people say that phrase they really mean they want to keep Portland as a city where people can express who they are. His wife, Kelsey, doesn't think Portland is weird. She thinks of it as a wonderful city and her husband thinks of it as a very welcoming place with all types of different people with different personalities. Portland does have some definite needs—like more churches so more people can hear about Jesus. There are a lot of people in Portland who don't have any kind of connection to someone who would even invite them to church. A lot of new things get started in Portland—new coffee shops, new ice cream suppliers, all kinds of new things. Starting a new church fits right into that culture. Vergil would explain that starting a church is like starting a business. People didn't understand how to start a church. Many people in Portland have no experience with church.



are justified freely by his grace through the redemption that is in Christ Jesus" (Romans 3:23-24). So, look around at your friends. Do any of them need to know Jesus? Maybe you are the one God wants to tell them that He loves them and wants a relationship with them.

The Welcome

There are six people in the Brown family: Vergil and Kelsey, who have been married almost 17 years, 14-year-old Olive, 12-year-old Lincoln, 8-year-old Coco, and 6-year-old Georgia. Vergil started a new church in a town outside of Portland, Oregon called Gresham. The kids had all lived in Gresham basically their whole lives. One day their parents announced that they were moving to Portland to start a new church. The kids were sad because they had grown up in the church in Gresham and all of their friends were there.

But God took care of the Brown family. They moved to their new neighborhood and woke up to a big surprise. There were chalk drawings and welcome messages written all over their driveway, and it made them feel very welcomed. Lincoln now has a lot of friends his age, and he enjoys being able to ride his bike in so many places and parks. Olive knows that God always provides for what people need. Her family had prayed for her to find friends in her new neighborhood, and now she has found a lot!

God knew what the Browns needed, and He took care of it. Now Olive is really happy that her family moved to Portland!



DAY 3

Daily Life

The Fleming girls get up at 6 a.m. every day for school. They get dressed, gather their homework, and eat breakfast. It takes one hour to get to school. They have to take two trains, sometimes three, and they go by themselves. It's not scary for them because the Japanese people really look out for children and make sure nothing bad happens to kids. Also, the girls have been doing it since second grade, and now they don't even think about it! The long train rides are a great time to read or study depending on if the girls have a test that day.

Their school is an English-speaking, international Christian school, and they love it. After school, Trinity will go do drama, play ultimate Frisbee®, or hang out with her friends. One of Trinity's favorite snacks is little, dried fish. They are kind of like anchovies in the United States—very fishy! Their hamster loves them too. His name is Cinnamon.

Once a month, when the girls are at school, the girls' mother Adria will host a ladies' café. It's an opportunity to get together with some friends, do a craft, cook a meal, or study a book. It's a great way to build relationships. The Flemings love the Japanese people and want people close to them to know about the greatest thing in their life: Jesus.

None of us is perfect, but everyone needs Jesus. The Bible says, "For all have sinned and fall short of the glory of God; they

DAY 4

Gospel Conversations

One of the most effective ways the Fleming missionary team meets people is by going to busy train stations where there are many people. They hold up signs offering a free, five-minute conversation in English. Japanese love to practice their English, and when they see Americans, they are eager to talk. So the team breaks up into teams of three or four and hold up these signs. It can take a while for people to build up the courage to stop, but when they do, it usually leads to good, gospel conversations.

The team has a list of questions to go through. It usually starts with questions about food and hobbies. Then it moves to questions about their customs. The last question is, "What is your favorite book?" They usually say a book or manga, which is like a comic book. It's very popular in Japan. When the team is asked what their favorite book is, they say, "The Bible." Then, they can share with them their favorite stories from the Bible.

Often we hear people say, "There are many ways to get to heaven." But God says, "Jesus is the only way to get to heaven." The Bible says, "There is salvation in no one else, for there is no other name under heaven given to people by which we must be saved" (Acts 4:12).

The Flemings often get to share the gospel with people who had never heard the story of Jesus before. People ask questions and interact, and that's what it's all about! After the five-minute conversation is over, the team gives them a special manga that shares a condensed version of the Bible and asks for their information so they can invite them to a friendship party. Friendship parties are a great way to make new friends! Please pray that the

IMB team can be a light in Japan and that they can let the Japanese know that God loves them and that Jesus is the only way.

Serving at Church

The whole Brown family is part of starting this new church in Portland. It is a family affair—all hands on deck. Kelsey is a greeter, works with kids, and helps disciple women. All of the kids are really involved too, which makes Vergil really happy to see them play a part in ministry.

On Sundays the Browns leave around 8:30 in the morning. Lincoln and Olive set up signs in front of the church that say, "Redemption Church meets at 10:00 a.m." Then, Lincoln goes to help set up the church live stream, and Olive goes to help with the children's classes. Olive thinks it's good that people can see the whole family helping because it can help them realize that they can help too.

Kelsey loves baking bread to give to new neighbors and new guests at church. It's such a friendly way to say, "Welcome! We love you, and we're glad you're here!" It's also a great way to show people that the church is thinking about them when they are sick or when someone needs a thoughtful gift.

One of the things the Browns were looking forward to about the move was giving their kids a front row seat watching God's faithfulness unfold in front of their eyes. The kids have gotten to see that God gave them a building for the church, He brought people to worship with them, and God brought them friends at church. It has been really awesome for the Browns to see what all God has done!

DAY 5

Cherry Blossoms

Japan is known for cherry blossoms. The Japanese word for cherry blossoms is *sakura*! The soft scent of the blossoms fills the air and brings a happy optimism to the streets. The blossoms become the topic of everyday conversation, and it is common to see people photographing a tree in bloom from many different angles. The cherry blossoms bring people together. When they are blooming, people will go out to parks and have picnics under the trees.



The Flemings plan cherry blossom viewing parties at the park where they eat lunch under the trees with their friends. They play games, enjoy meals, and meet new people! These parties are part of the Japanese culture. People see the Fleming family at the park and want to know about them, where they're from, and why they're in Japan. Japanese people are very quiet and shy at first, and building a friendship takes time, but it is very important to them. It shows that they trust you. When people trust the Flemings, they are more open to believing what the Flemings believe. And the Flemings believe in Jesus.

Some people say, "If you don't agree with me, you don't love me." God says, "Speak the truth in love." The Bible says, "But speaking the truth in love, let us grow in every way into him who is the head—Christ" (Ephesians 4:15).

The Fleming family loves the Japanese people, but more importantly, God loves the Japanese people. They can tell the Japanese people the truth about Jesus, but they must speak the truth in love. Just like how the Spring brings cherry blossoms and the promise of new life and new beginnings, in the United States we celebrate Easter—a time to recognize that Jesus died and rose again and a time to celebrate that if we believe in Him, we too will have new life and a new beginning. Please pray for the Japanese people to come to know that Jesus loves them and wants to have a relationship with them. Please pray for the Fleming family as they shine their light in Osaka and share God's rock-solid truths in a world of shifting sands. Remember, God's truth never changes!

God's Faithfulness

The Brown family wants to be a light in their community. They want to show people what community really looks like. The whole family played a part in starting the new church. Everybody had a job. The kids got to work alongside their parents and be really good ambassadors for the church. Seeing so many different kinds of people come to the new church showed Lincoln that God knows what He's doing!

Vergil is grateful that his family has been able to experience God's faithfulness through church planting. They have gotten to see people come to faith in Jesus Christ and grow in their relationship with God and with others. Olive, the oldest of the Brown kids, was 11 years old when they moved and had a hard time leaving her friends. Now she has seen what God had planned. Olive says she would tell her 11-year-old self that moving would be okay—moving would be really great!

All churches can be a part of helping families start new churches. When people give to missions, they are supporting works like Vergil Brown's in a city like Portland that needs to have greater gospel access. The Brown family always prays that people who give toward their ministry would be blessed because of the partnership in the gospel work they're doing.

The Brown family left a comfortable place to go to an uncomfortable place—a place some people might even call "weird." What might God ask you to do that might seem scary? Whatever it is, be like the Browns, and follow God!




SHARE GOD'S UNCHANGING TRUTH WITH FAMILIES!




VBS 2024 GOSPEL WRISTBANDS (PKG. OF 10)
\$8.99 • 9781430089025

VBS 2024 GOSPEL GUIDES (PKG. OF 20)
\$8.99 • 9781430090564



VBS 2024 PARENT GUIDES (PKG. OF 10)
\$6.99 • 9781430090571

CSB OUTREACH BIBLE FOR KIDS
\$4.99 • 9781087782904



EXPLORER BIBLE FOR KIDS
\$34.99 • 9781087758961

**GET THESE FAMILY RESOURCES TODAY AT
LIFEWAY.COM**

Prices and availability subject to change.

Lifeway™ VBS

GOD'S TRUTH NEVER CHANGES!

Every day is an adventure at Breaker Rock Beach, from the morning waves crashing against the shore to evenings filled with bonfires and s'mores! Catch a glimpse of an orca leaping through the surf or watch happy sea lions playing among the rocks beneath magnificent pines. At Breaker Rock Beach, kids will learn to recognize the difference between what the world says is true and what God says is true. Each day kids will be challenged to know that God's truth never changes—even when it's radically different from what some people say.

Lifeway™ VBS

lifeway.com/vbs